



# OPERATING BUDGET

## FOR THE YEAR ENDING JUNE 30, 2022

---



**ONTARIO, CALIFORNIA**

# **ONTARIO INTERNATIONAL AIRPORT AUTHORITY BUDGET FOR THE YEAR ENDING JUNE 30, 2022**

**Table of Contents:**

**ONTARIO INTERNATIONAL AIRPORT AUTHORITY**

Operating Budget..... 1

Summary by Division and Department..... 2

Summary by Division and Department Percent of Total Operating Expenses..... 3

Summary by Division and Department by Expense Category..... 4

**OPERATING BUDGETS DETAILS BY DIVISION AND DEPARTMENT**

**OPERATIONS DIVISION..... 5**

**Operating Division Department Budgets**

Operations..... 6

Public Safety..... 7

Airfield Operations..... 8

Security..... 9

Emergency Management..... 10

Program Management..... 11

Planning..... 12

Vehicle and Equipment Maintenance..... 13

Landside Operations..... 14

**COMMERCIAL DIVISION..... 15**

**Commercial Division Department Budgets**

Commercial..... 16

Marketing and Communications..... 17

Digital..... 18

Customer Experience..... 19

Film Services..... 20

**ONTARIO INTERNATIONAL AIRPORT AUTHORITY  
BUDGET  
FOR THE YEAR ENDING JUNE 30, 2022**

**Table of Contents:**

**CORPORATE DIVISION..... 21**

**Corporate Division Department Budgets**

    Executive Office..... 22

    Human Resources..... 23

    Information Technology..... 24

    Air Service Development..... 25

    Risk Management..... 26

    Government Relations..... 27

**FINANCE DIVISION..... 28**

**Finance Division Department Budgets**

    Financial Accounting and Reporting..... 29

    Budget and Finance..... 30

    Procurement.....31

**ONTARIO INTERNATIONAL AIRPORT AUTHORITY  
OPERATING BUDGET  
FOR THE YEAR ENDING JUNE 30, 2022**

	Authorized Budget		Proposed Budget	Increase (Decrease) FY 2022 vs FY 2021	
	FY 2020	FY 2021	FY 2022	\$	%
<b>Aeronautical</b>					
Landing fees	\$ 16,303,493	\$ 8,672,665	\$ 13,003,856	\$ 4,331,191	49.94%
Facility rentals	19,111,831	12,790,533	15,917,174	3,126,641	24.44%
Land rentals	3,848,228	9,980,096	12,905,234	2,925,138	29.31%
Gate use and jet bridge fees	1,790,308	919,058	822,052	(97,005)	-10.55%
Plane parking	-	241,222	748,347	507,126	210.23%
Airline handling service fees	464,007	125,729	150,000	24,271	19.30%
Operating grants	203,500	203,500	309,000	105,500	51.84%
Other aeronautical revenues	1,544,844	-	-	-	0.00%
<b>Total aeronautical</b>	<b>43,266,211</b>	<b>32,932,802</b>	<b>43,855,663</b>	<b>10,922,861</b>	<b>33.17%</b>
<b>Nonaeronautical</b>					
Auto parking	20,965,509	12,792,882	16,293,159	3,500,276	27.36%
Rental cars	7,716,240	5,804,255	6,191,415	387,159	6.67%
Food and beverage	1,417,641	966,185	741,217	(224,967)	-23.28%
News and gifts	830,438	865,348	1,153,350	288,002	33.28%
Ground transportation	2,393,093	535,258	813,166	277,908	51.92%
Advertising and Other Concessions	512,538	278,931	468,260	189,329	67.88%
Facility and land rentals - nonaeronautical	-	2,436,425	2,407,890	(28,534)	-1.17%
Other	879,772	60,910	660,910	600,000	985.06%
Operating grants - CARES Act	-	15,584,000	8,199,781	(7,384,219)	-47.38%
<b>Total nonaeronautical</b>	<b>34,715,231</b>	<b>39,324,193</b>	<b>36,929,148</b>	<b>(2,395,045)</b>	<b>-6.09%</b>
<b>Total operating revenues</b>	<b>77,981,442</b>	<b>72,256,996</b>	<b>80,784,811</b>	<b>8,527,816</b>	<b>11.80%</b>
<b>Personnel</b>					
Salaries, wages and overtime	6,117,493	5,727,748	8,311,546	2,583,798	45.11%
Employee benefits and taxes	1,650,494	1,359,881	1,962,450	602,568	44.31%
<b>Total personnel</b>	<b>7,767,987</b>	<b>7,087,629</b>	<b>10,273,996</b>	<b>3,186,366</b>	<b>44.96%</b>
<b>Nonpersonnel</b>					
Public safety	21,225,995	16,474,453	19,249,453	2,775,000	16.84%
Contractual services	26,743,941	26,464,841	27,787,414	1,322,573	5.00%
Insurance and administration	1,415,500	1,317,303	1,642,077	324,774	24.65%
Materials and Supplies	1,870,476	2,064,941	1,752,387	(312,554)	-15.14%
Telecommunications and utilities	4,874,500	5,457,000	5,759,600	302,600	5.55%
Other operating expenses	7,723,383	3,801,382	6,862,453	3,061,071	80.53%
<b>Total nonpersonnel</b>	<b>63,853,795</b>	<b>55,579,920</b>	<b>63,053,384</b>	<b>7,473,464</b>	<b>13.45%</b>
<b>Total operating expenses</b>	<b>71,621,783</b>	<b>62,667,549</b>	<b>73,327,379</b>	<b>10,659,830</b>	<b>17.01%</b>
<b>Net income from operations</b>	<b>6,359,659</b>	<b>9,589,446</b>	<b>7,457,432</b>	<b>(2,132,014)</b>	<b>-22.23%</b>
<b>Nonoperating Revenues</b>					
Interest income	700,000	791,424	966,424	175,000	22.11%
Passenger facility charges	11,884,232	5,595,769	7,440,632	1,844,863	32.97%
Customer facility charges	3,881,269	2,588,476	2,959,071	370,594	14.32%
Other	-	241,459	-	(241,459)	100.00%
<b>Total nonoperating revenues</b>	<b>16,465,501</b>	<b>9,217,128</b>	<b>11,366,126</b>	<b>2,148,998</b>	<b>23.32%</b>
<b>Net income</b>	<b>22,825,160</b>	<b>18,806,574</b>	<b>18,823,558</b>	<b>16,984</b>	<b>0.09%</b>
<b>Other Sources and (Uses)</b>					
Debt service	(21,393,073)	(11,506,068)	(11,795,628)	289,559	-2.52%
Reserve balance (increase) decrease	(1,432,087)	(611,012)	(2,865,983)	2,254,971	-369.05%
Depreciation	(2,081,445)	(5,502,601)	(5,777,731)	275,130	-5.00%
Unrestricted Fund Transfer	-	-	3,845,000	(3,845,000)	-100.00%
<b>Total other sources and uses</b>	<b>(24,906,605)</b>	<b>(17,619,681)</b>	<b>(16,594,342)</b>	<b>(1,025,340)</b>	<b>5.82%</b>
<b>Net increase (decrease)</b>	<b>\$ (2,081,445)</b>	<b>\$ 1,186,893</b>	<b>\$ 2,229,217</b>	<b>\$ 1,042,324</b>	<b>87.82%</b>

	Terminal Rental	
	Landing Fee Rate	Rate
	7,036,383	154,599
Signatory rates	(1.71)	(99.38)
	(12,032,216)	(15,364,049)
Non-Sig Landing Fee Revenue Net of Incentives	(971,640)	(553,125)
	13,003,856	15,917,174

ONTARIO INTERNATIONAL AIRPORT AUTHORITY  
 BUDGET - TOTAL OPERATING EXPENSES BY DIVISION AND DEPARTMENT  
 FOR THE YEAR ENDING 2020-21 VS 2021-22

	Authorized Budget		Proposed	Increase (Decrease) FY 2022 vs FY 2021	
	FY 2020	FY 2021	FY 2022	\$	%
<b>Operations:</b>					
Operations	\$ 819,545	\$ 772,205	\$ 1,134,334	\$ 362,130	46.90%
Public Safety	21,225,995	17,301,470	19,516,778	2,215,308	12.80%
Airfield Operations	4,567,480	4,608,980	4,900,040	291,060	6.32%
Security	4,431,815	5,384,309	5,188,817	(195,492)	-3.63%
Emergency Management	73,191	270,573	558,197	287,624	106.30%
Program Management	2,025,855	1,929,641	1,709,866	(219,776)	-11.39%
Planning	764,760	2,667,557	4,378,549	1,710,991	64.14%
Vehicle and Equipment Maintenance	238,472	775,781	1,039,241	263,460	33.96%
Landside Operations	7,739,395	6,450,204	7,642,159	1,191,955	18.48%
Total Operations	41,886,508	40,160,720	46,067,981	5,907,260	14.71%
<b>Commercial:</b>					
Commercial Department	10,567,366	7,683,140	7,826,790	143,650	1.87%
Marketing and Communication	7,015,271	3,122,415	5,034,003	1,911,588	61.22%
Digital	744,885	1,230,020	1,326,816	96,797	7.87%
Customer Experience	724,481	669,474	1,095,894	426,419	63.69%
Film Services	170,937	95,117	352,000	256,883	270.07%
Total Commercial	19,222,940	12,800,166	15,635,504	2,835,338	22.15%
<b>Corporate:</b>					
Executive Office	3,786,726	3,315,408	3,703,358	387,950	11.70%
Human Resources	200,000	219,203	539,256	320,053	146.01%
Information Technology	2,817,700	2,597,932	2,809,286	211,354	8.14%
Air Service Development	622,000	810,407	1,104,094	293,687	36.24%
Risk Management	943,000	872,797	1,117,718	244,921	28.06%
Government Relations	50,000	399,100	382,000	(17,100)	-4.28%
Total Corporate	8,419,426	8,214,847	9,655,713	1,440,866	17.54%
<b>Finance:</b>					
Financial Accounting and Reporting	1,190,208	1,038,265	1,224,979	186,714	17.98%
Budget and Finance	150,238	173,941	322,586	148,645	85.46%
Procurement	250,644	279,610	420,617	141,006	50.43%
Total Finance	1,591,090	1,491,816	1,968,182	476,366	31.93%
<b>Total Operating Expenses</b>	<b>\$ 71,119,964</b>	<b>\$ 62,667,549</b>	<b>\$ 73,327,379</b>	<b>\$ 10,659,830</b>	<b>17.01%</b>

**ONTARIO INTERNATIONAL AIRPORT AUTHORITY  
BUDGET - TOTAL OPERATING EXPENSES BY DIVISION AND DEPARTMENT  
FOR THE YEAR ENDING 2020-21 VS 2021-22**

	Authorized Budget		Proposed	% of Total Operating Budget
	FY 2020	Adopted FY 2021 Budget	FY 2022	
<b>Operations:</b>				
Operations	801,967	\$ 772,205	\$ 1,134,334	1.5%
Public Safety	17,301,470	17,301,470	19,516,778	26.6%
Airfield Operations	4,608,980	4,608,980	4,900,040	6.7%
Security	5,255,865	5,384,309	5,188,817	7.1%
Emergency Management	263,033	270,573	558,197	0.8%
Program Management	1,936,187	1,929,641	1,709,866	2.3%
Planning	1,942,539	2,667,557	4,378,549	6.0%
Vehicle and Equipment Maintenance	813,408	775,781	1,039,241	1.4%
Landside Operations	6,458,107	6,450,204	7,642,159	10.4%
Total Operations	39,381,557	40,160,720	46,067,981	62.8%
<b>Commercial:</b>				
Commercial Department	7,635,337	7,683,140	7,826,790	10.7%
Marketing and Communication	3,118,457	3,122,415	5,034,003	6.9%
Digital	1,219,720	1,230,020	1,326,816	1.8%
Customer Experience	677,956	669,474	1,095,894	1.5%
Film Services	89,000	95,117	352,000	0.5%
Total Commercial	12,740,471	12,800,166	15,635,504	21.4%
<b>Corporate:</b>				
Executive Office	3,400,668	3,315,408	3,703,358	5.1%
Human Resources	219,203	219,203	539,256	0.7%
Information Technology	2,597,932	2,597,932	2,809,286	3.8%
Air Service Development	277,000	810,407	1,104,094	1.5%
Risk Management	872,797	872,797	1,117,718	1.5%
Government Relations	364,600	399,100	382,000	0.5%
Total Corporate	7,732,200	8,214,847	9,655,713	13.1%
<b>Finance:</b>				
Financial Accounting and Reporting	1,138,780	1,038,265	1,224,979	1.7%
Budget and Finance	174,511	173,941	322,586	0.4%
Procurement	278,285	279,610	420,617	0.6%
Total Finance	1,591,576	1,491,816	1,968,182	2.7%
<b>Total Operating Expenses</b>	<b>61,445,804</b>	<b>\$ 62,667,549</b>	<b>\$ 73,327,379</b>	<b>100.0%</b>

**ONTARIO INTERNATIONAL AIRPORT AUTHORITY  
BUDGET - TOTAL DIVISION BY EXPENSE CATEGORY  
FOR THE YEAR ENDING JUNE 30, 2022**

**Proposed Budget FYE 2022**

	<b>Operations</b>	<b>Commercial</b>	<b>Corporate</b>	<b>Finance</b>	<b>Total</b>
<b>Personnel</b>					
Salaries, wages and overtime	\$ 2,969,520	\$ 2,392,461	\$ 1,775,617	\$ 1,173,949	\$ 8,311,546
Employee benefits and taxes	717,800	557,580	\$ 397,408	289,661	1,962,450
Total personnel	3,687,321	2,950,041	2,173,025	1,463,610	10,273,996
<b>Nonpersonnel</b>					
Public safety	19,249,453	-	-	-	19,249,453
Contractual services	14,414,810	7,983,895	5,023,612	365,097	27,787,414
Insurance and administration	27,850	498,600	1,070,077	45,550	1,642,077
Materials and supplies	1,303,887	8,000	440,500	-	1,752,387
Telecommunications and utilities	5,459,600	-	300,000	-	5,759,600
Other operating expenses	1,925,060	4,194,968	648,500	93,925	6,862,453
Total nonpersonnel	42,380,660	12,685,463	7,482,689	504,572	63,053,384
Total operating expenses	<b>\$ 46,067,981</b>	<b>\$ 15,635,504</b>	<b>\$ 9,655,713</b>	<b>\$ 1,968,182</b>	<b>\$ 73,327,379</b>

**Authorized Budget FYE 2021**

	<b>Operations</b>	<b>Commercial</b>	<b>Corporate</b>	<b>Finance</b>	<b>Total</b>
<b>Personnel</b>					
Salaries, wages and overtime	\$ 2,155,389	\$ 1,519,712	\$ 1,109,163	\$ 943,485	\$ 5,727,748
Employee benefits and taxes	\$ 530,008	345,090	\$ 256,652	228,132	1,359,881
Total personnel	2,685,396	1,864,802	1,365,815	1,171,616	7,087,629
<b>Nonpersonnel</b>					
Public safety	16,474,453	-	-	-	16,474,453
Contractual services	13,057,430	8,216,616	4,966,235	224,560	26,464,841
Insurance and administration	25,100	320,506	932,797	38,900	1,317,303
Materials and supplies	1,664,941	-	400,000	-	2,064,941
Telecommunications and utilities	5,157,000	-	300,000	-	5,457,000
Other operating expenses	1,096,400	2,398,242	250,000	56,740	3,801,382
Total nonpersonnel	37,475,324	10,935,364	6,849,032	320,200	55,579,920
Total operating expenses	<b>\$ 40,160,720</b>	<b>\$ 12,800,166</b>	<b>\$ 8,214,847</b>	<b>\$ 1,491,816</b>	<b>\$ 62,667,549</b>

**Authorized Budget FY 2020**

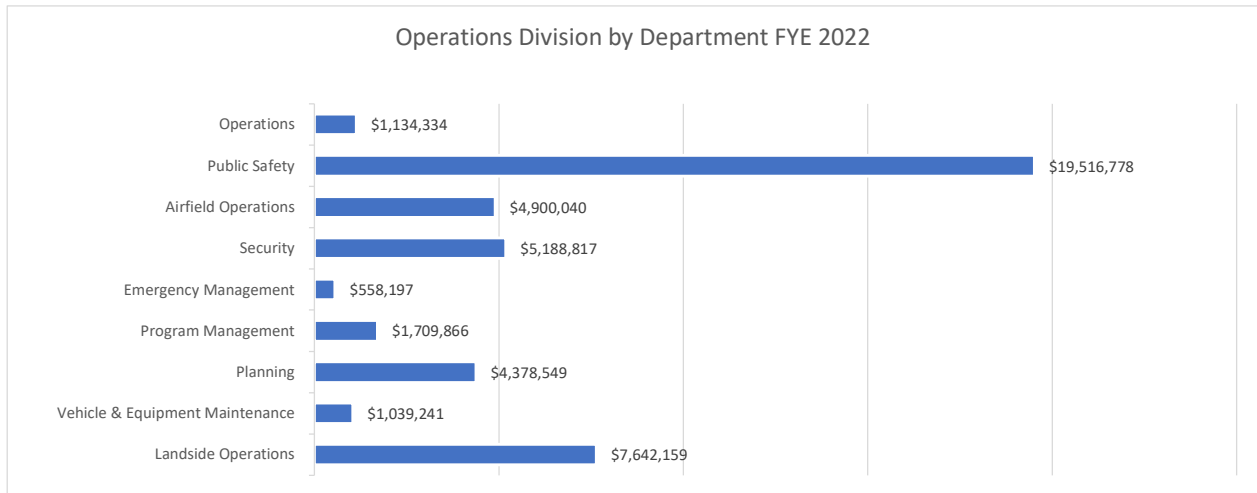
	<b>Operations</b>	<b>Commercial</b>	<b>Corporate</b>	<b>Finance</b>	<b>Total</b>
<b>Personnel</b>					
Salaries, wages and overtime	\$ 2,007,144	\$ 1,799,339	\$ 1,113,051	\$ 1,197,958	\$ 6,117,493
Employee benefits and taxes	538,357	485,936	306,089	320,112	1,650,494
Total personnel	2,545,501	2,285,275	1,419,140	1,518,070	7,767,987
<b>Nonpersonnel</b>					
Public safety	21,225,995	-	-	-	21,225,995
Contractual services	10,715,821	10,842,420	4,985,700	200,000	26,743,941
Insurance and administration	-	261,500	1,059,000	95,000	1,415,500
Materials and supplies	1,477,476	-	393,000	-	1,870,476
Telecommunications and utilities	4,519,500	-	355,000	-	4,874,500
Other operating expenses	1,500,000	5,943,458	279,925	-	7,723,383
Total nonpersonnel	39,438,792	17,047,378	7,072,625	295,000	63,853,795
Total operating expenses	<b>\$ 41,984,294</b>	<b>\$ 19,332,653</b>	<b>\$ 8,491,765</b>	<b>\$ 1,813,070</b>	<b>\$ 71,621,783</b>

# **OPERATIONS DIVISION**



**ONTARIO INTERNATIONAL AIRPORT AUTHORITY  
BUDGET - OPERATIONS DIVISION  
FOR THE YEAR ENDING JUNE 30, 2022**

	Authorized		Proposed	Increase (Decrease) FY 2022 vs FY 2021	
	FY 2020	FY 2021	FY 2022	\$	%
<b>Personnel</b>					
Salaries, wages and overtime	\$ 2,007,144	\$ 2,155,389	\$ 2,969,520	\$ 814,132	37.77%
Employee benefits and taxes	538,357	530,008	717,800	187,792	35.43%
<b>Total personnel</b>	<b>2,545,501</b>	<b>2,685,396</b>	<b>3,687,321</b>	<b>1,001,924</b>	<b>37.31%</b>
<b>Nonpersonnel</b>					
Public safety	21,225,995	16,474,453	19,249,453	2,775,000	16.84%
Contractual services	10,715,821	13,057,430	14,414,810	1,357,380	10.40%
Insurance and administration	-	25,100	27,850	2,750	10.96%
Materials and supplies	1,477,476	1,664,941	1,303,887	(361,054)	-21.69%
Telecommunications and utilities	4,519,500	5,157,000	5,459,600	302,600	5.87%
Other operating expenses	1,500,000	1,096,400	1,925,060	828,660	75.58%
<b>Total nonpersonnel</b>	<b>39,438,792</b>	<b>37,475,324</b>	<b>42,380,660</b>	<b>4,905,336</b>	<b>13.09%</b>
<b>Total operating expenses</b>	<b>\$ 41,984,294</b>	<b>\$ 40,160,720</b>	<b>\$ 46,067,981</b>	<b>\$ 5,907,260</b>	<b>14.71%</b>



ONTARIO INTERNATIONAL AIRPORT AUTHORITY  
 BUDGET - OPERATIONS DIVISION  
 FOR THE YEAR ENDING JUNE 30, 2022

OPERATIONS DEPARTMENT

	Authorized		Proposed	Increase (Decrease) FY 2022 vs FY 2021	
	FY 2020	FY 2021	FY 2022	\$	%
<b>Personnel</b>					
Salaries, wages and overtime	\$ 487,705	\$ 478,430	\$ 525,717	\$ 47,287	9.88%
Employee benefits and taxes	110,840	103,425	\$ 110,867	7,442	7.20%
Total personnel	598,545	581,855	636,584	54,730	9.41%
<b>Nonpersonnel</b>					
Contractual services	221,000	150,000	306,000	156,000	104.00%
Insurance and administration	-	25,100	25,000	(100)	-0.40%
Materials and supplies	-	750	150,000	149,250	19900.00%
Telecommunications and utilities	-	-	-	-	0.00%
Other operating expenses	-	14,500	16,750	2,250	15.52%
Total nonpersonnel	221,000	190,350	497,750	307,400	161.49%
Total operating expenses	\$ 819,545	\$ 772,205	\$ 1,134,334	\$ 362,130	46.90%

**Nonpersonnel details**

<b>Contractual services</b>					
Security	\$ 85,000	\$ 60,000	\$ 60,000	\$ -	0.00%
Management	111,000	40,000	96,000	56,000	140.00%
Aviation	25,000	50,000	100,000	50,000	100.00%
Software Licenses Subscriptions and Support	-	-	50,000	50,000	100.00%
Total contractual services	221,000	150,000	306,000	156,000	104.00%
<b>Insurance and administration</b>					
Office supplies and expense	-	25,100	25,000	(100)	-0.40%
Total insurance and administration	-	25,100	25,000	(100)	-0.40%
<b>Materials and supplies</b>					
Equipment	-	750	150,000	149,250	19900.00%
Total materials and supplies	-	750	150,000	149,250	19900.00%
<b>Telecommunications and utilities</b>					
	-	-	-	-	0.00%
<b>Other operating expenses</b>					
Training and conferences, including travel	-	5,000	5,000	-	0.00%
Travel - other	-	4,500	4,250	(250)	-5.56%
Business and employee events	-	5,000	7,500	2,500	50.00%
Total other operating expenses	-	14,500	16,750	2,250	15.52%
Total nonpersonnel	\$ 221,000	\$ 190,350	\$ 497,750	\$ 307,400	161.49%

ONTARIO INTERNATIONAL AIRPORT AUTHORITY  
 BUDGET - OPERATIONS DIVISION  
 FOR THE YEAR ENDING JUNE 30, 2022

PUBLIC SAFETY

	Authorized		Proposed	Increase (Decrease) FY 2022 vs FY 2021	
	FY 2020	FY 2021	FY 2022	\$	%
Personnel					
Salaries, wages and overtime	\$ -	\$ -	\$ 191,700	\$ 191,700	100.00%
Employee benefits and taxes	-	-	\$ 23,608	23,608	100.00%
Total personnel	-	-	215,308	215,308	100.00%
Nonpersonnel					
Police	12,636,633	9,405,615	10,833,592	1,427,977	15.18%
Fire	7,594,072	7,068,838	8,415,861	1,347,023	19.06%
Dispatch	995,290	-	-	-	0.00%
Materials and supplies	-	827,017	52,017	(775,000)	-93.71%
Total nonpersonnel	<b>21,225,995</b>	<b>17,301,470</b>	<b>19,301,470</b>	<b>2,000,000</b>	<b>11.56%</b>
Total operating expenses	<b>\$ 21,225,995</b>	<b>\$ 17,301,470</b>	<b>\$ 19,516,778</b>	<b>\$ 2,215,308</b>	<b>12.80%</b>

ONTARIO INTERNATIONAL AIRPORT AUTHORITY  
 BUDGET - OPERATIONS DIVISION  
 FOR THE YEAR ENDING JUNE 30, 2022

AIRFIELD OPERATIONS

	Authorized		Proposed	Increase (Decrease) FY 2022 vs FY 2021	
	FY 2020	FY 2021	FY 2022	\$	%
Personnel					
Salaries, wages and overtime	\$ -	\$ -	\$ -	\$ -	0.00%
Employee benefits and taxes	-	-	-	-	0.00%
Total personnel	-	-	-	-	0.00%
Nonpersonnel					
Contractual services	4,567,480	4,608,980	4,888,840	279,860	6.07%
Insurance and administration	-	-	-	-	0.00%
Materials and supplies	-	-	11,200	11,200	100.00%
Other operating expenses	-	-	-	-	0.00%
Total nonpersonnel	<b>4,567,480</b>	<b>4,608,980</b>	<b>4,900,040</b>	<b>291,060</b>	<b>6.32%</b>
Total operating expenses	<b>\$ 4,567,480</b>	<b>\$ 4,608,980</b>	<b>\$ 4,900,040</b>	<b>\$ 291,060</b>	<b>6.32%</b>

Nonpersonnel Details

	FY 2020	FY 2021	FY 2022	Increase (Decrease)	%
Contractual services					
Airfield operations and maintenance	\$ 4,223,980	\$ 4,223,980	\$ 4,538,840	\$ 314,860	7.45%
Noise monitoring	193,500	160,000	200,000	40,000	25.00%
Wildlife management	150,000	150,000	150,000	-	0.00%
Environmental	-	75,000	-	(75,000)	-100.00%
Total contractual services	<b>4,567,480</b>	<b>4,608,980</b>	<b>4,888,840</b>	<b>279,860</b>	<b>6.07%</b>
Insurance and administration	-	-	-	-	0.00%
Materials and supplies	-	-	11,200	11,200	100.00%
Telecommunications and utilities	-	-	-	-	0.00%
Other operating expenses	-	-	-	-	0.00%
Total nonpersonnel	<b>\$ 4,567,480</b>	<b>\$ 4,608,980</b>	<b>\$ 4,900,040</b>	<b>\$ 291,060</b>	<b>6.32%</b>

**ONTARIO INTERNATIONAL AIRPORT AUTHORITY  
BUDGET - OPERATIONS DIVISION  
FOR THE YEAR ENDING JUNE 30, 2022**

**SECURITY**

	Authorized		Proposed	Increase (Decrease) FY 2022 vs FY 2021	
	FY 2020	FY 2021	FY 2022	\$	%
<b>Personnel</b>					
Salaries, wages and overtime	\$ 522,359	\$ 524,439	\$ 561,998	\$ 37,559	7.16%
Employee benefits and taxes	109,679	117,596	\$ 157,454	39,858	33.89%
Total personnel	632,039	642,035	719,452	77,417	12.06%
<b>Nonpersonnel</b>					
Contractual services	3,525,300	4,132,000	4,166,970	34,970	0.85%
Insurance and administration	-	-	250	250	100.00%
Materials and supplies	274,476	598,574	273,670	(324,904)	-54.28%
Other operating expenses	-	11,700	28,475	16,775	143.38%
Total nonpersonnel	<b>3,799,776</b>	<b>4,742,274</b>	<b>4,469,365</b>	<b>(272,909)</b>	<b>-5.75%</b>
Total operating expenses	<b>\$ 4,431,815</b>	<b>\$ 5,384,309</b>	<b>\$ 5,188,817</b>	<b>\$ (195,492)</b>	<b>-3.63%</b>

**Nonpersonnel details**

<b>Contractual services</b>					
Security staffing and services	\$ 608,300	\$ 760,000	\$ 922,500	\$ 162,500	21.38%
U.S. Customs and Border Protection	2,482,000	3,057,000	3,000,000	(57,000)	-1.86%
Security systems	435,000	315,000	244,470	(70,530)	-22.39%
Total contractual services	3,525,300	4,132,000	4,166,970	34,970	0.85%
<b>Insurance and administration</b>					
Postage and Shipping	\$ -	\$ -	\$ 250	\$ 250	100.00%
Total insurance and administration	-	-	250	250	100.00%
<b>Materials and supplies</b>					
ACAM supplies and services	35,000	356,804	157,000	(199,804)	-56.00%
Badging, supplies and services	239,476	241,770	116,670	(125,100)	-51.74%
Total materials and supplies	274,476	598,574	273,670	(324,904)	-54.28%
<b>Telecommunications and utilities</b>					
	-	-	-	-	0.00%
<b>Other operating expenses</b>					
Training and conferences, including travel	-	9,000	23,300	14,300	158.89%
Travel - other	-	1,875	3,525	1,650	88.00%
Dues and memberships	-	825	1,650	825	100.00%
Total other operating expenses	-	11,700	28,475	16,775	143.38%
Total nonpersonnel	<b>\$ 3,799,776</b>	<b>\$ 4,742,274</b>	<b>\$ 4,469,365</b>	<b>\$ (272,909)</b>	<b>-5.75%</b>

**ONTARIO INTERNATIONAL AIRPORT AUTHORITY  
BUDGET - OPERATIONS DIVISION  
FOR THE YEAR ENDING JUNE 30, 2022**

**EMERGENCY MANAGEMENT**

	Authorized		Proposed	Increase (Decrease) FY 2022 vs FY 2021	
	FY 2020	FY 2021	FY 2022	\$	%
<b>Personnel</b>					
Salaries, wages and overtime	\$ 57,950	\$ 130,900	\$ 138,700	\$ 7,800	5.96%
Employee benefits and taxes	15,241	35,973	\$ 37,062	1,089	3.03%
Total personnel	73,191	166,873	175,762	8,889	5.33%
<b>Nonpersonnel</b>					
Contractual services	-	-	80,000	80,000	100.00%
Insurance and administration	-	-	-	-	0.00%
Materials and supplies	-	61,000	234,000	173,000	283.61%
Telecommunications and utilities	-	7,000	9,600	2,600	37.14%
Other operating expenses	-	35,700	58,835	23,135	64.80%
Total nonpersonnel	-	103,700	382,435	278,735	268.79%
<b>Total operating expenses</b>	<b>\$ 73,191</b>	<b>\$ 270,573</b>	<b>\$ 558,197</b>	<b>\$ 287,624</b>	<b>106.30%</b>
<b>Nonpersonnel details</b>					
Contractual services					
Software Licenses Subscriptions and Support			80,000	80,000	100.00%
Total contractual services	-	-	80,000	80,000	100.00%
Insurance and administration	-	-	-	-	0.00%
Materials and supplies					
Equipment	-	16,000	4,000	(12,000)	-75.00%
Emergency and incident management supplies	-	45,000	80,000	35,000	77.78%
Security and Safety Instruction	-	-	50,000	50,000	100.00%
Radio Service and Maintenance	-	-	100,000	100,000	100.00%
Total materials and supplies	-	61,000	234,000	173,000	283.61%
Telecommunications and utilities	-	7,000	9,600	2,600	37.14%
Other operating expenses					
Training and conferences, including travel	-	7,500	30,000	22,500	300.00%
Annual drill	-	25,000	15,000	(10,000)	-40.00%
Business and employee events	-	2,500	8,000	5,500	220.00%
Dues and memberships	-	700	835	135	19.29%
COVID-19	-	-	5,000	5,000	100.00%
Total other operating expenses	-	35,700	58,835	23,135	64.80%
Total nonpersonnel	\$ -	\$ 103,700	\$ 382,435	\$ 278,735	268.79%

ONTARIO INTERNATIONAL AIRPORT AUTHORITY  
 BUDGET - OPERATIONS DIVISION  
 FOR THE YEAR ENDING JUNE 30, 2022

PROGRAM MANAGEMENT

	Authorized		Proposed	Increase (Decrease) FY 2022 vs FY 2021	
	FY 2020	FY 2021	FY 2022	\$	%
Personnel					
Salaries, wages and overtime	\$ 317,027	\$ 370,668	\$ 392,728	\$ 22,060	5.95%
Employee benefits and taxes	101,787	113,973	\$ 121,137	7,164	6.29%
Total personnel	418,814	484,641	513,866	29,224	6.03%
Nonpersonnel					
Contractual services	1,607,041	1,435,000	1,166,000	(269,000)	-18.75%
Insurance and administration	-	-	-	-	0.00%
Materials and supplies	-	5,000	6,000	1,000	20.00%
Other operating expenses	-	5,000	24,000	19,000	380.00%
Total nonpersonnel	1,607,041	1,445,000	1,196,000	(249,000)	-17.23%
Total operating expenses	\$ 2,025,855	\$ 1,929,641	\$ 1,709,866	\$ (219,776)	-11.39%

Nonpersonnel Details

Contractual services					
Architectural and engineering	\$ 936,041	\$ 925,000	\$ 600,000	\$ (325,000)	-35.14%
Environmental	671,000	510,000	550,000	40,000	7.84%
Software Licenses Subscriptions and Support			16,000	16,000	100.00%
Total contractual services	1,607,041	1,435,000	1,166,000	(269,000)	-18.75%
Insurance and administration	-	-	-	-	0.00%
Materials and supplies					
Equipment and supplies	-	5,000	6,000	1,000	20.00%
Total materials and supplies	-	5,000	6,000	1,000	20.00%
Telecommunications and utilities	-	-	-	-	0.00%
Other operating expenses					
Training and conferences, including travel	-	5,000	15,000	10,000	200.00%
Travel - other			8,000	8,000	100.00%
Dues and memberships			1,000	1,000	100.00%
Total other operating expenses	-	5,000	24,000	19,000	380.00%
Total nonpersonnel	\$ 1,607,041	\$ 1,445,000	\$ 1,196,000	\$ (249,000)	-17.23%

ONTARIO INTERNATIONAL AIRPORT AUTHORITY  
 BUDGET - OPERATIONS DIVISION  
 FOR THE YEAR ENDING JUNE 30, 2022

PLANNING

	Authorized		Proposed	Increase (Decrease) FY 2022 vs FY 2021	
	FY 2020	FY 2021	FY 2022	\$	%
Personnel					
Salaries, wages and overtime	\$ 135,900	\$ 194,660	\$ 628,492	\$ 433,833	222.87%
Employee benefits and taxes	28,860	45,948	\$ 150,556	104,609	227.67%
Total personnel	164,760	240,607	779,049	538,441	223.78%
Nonpersonnel					
Contractual services	600,000	2,416,450	3,587,000	1,170,550	48.44%
Insurance and administration	-	-	-	-	0.00%
Materials and supplies	-	-	-	-	0.00%
Other operating expenses	-	10,500	12,500	2,000	19.05%
Total nonpersonnel	600,000	2,426,950	3,599,500	1,172,550	48.31%
Total operating expenses	\$ 764,760	\$ 2,667,557	\$ 4,378,549	\$ 1,710,991	64.14%

Nonpersonnel details

Contractual services					
Architectural and engineering	\$ -	\$ 200,000	\$ -	\$ (200,000)	-100.00%
Environmental	-	290,000	400,000	110,000	37.93%
Planning	600,000	1,926,450	3,187,000	1,260,550	65.43%
Total contractual services	600,000	2,416,450	3,587,000	1,170,550	48.44%
Insurance and administration	-	-	-	-	0.00%
Materials and supplies	-	-	-	-	0.00%
Telecommunications and utilities	-	-	-	-	0.00%
Other operating expenses					
Training and conferences, including travel	-	8,000	9,000	1,000	12.50%
Travel, other	-	1,500	1,500	-	0.00%
Dues and memberships	-	1,000	2,000	1,000	100.00%
Total other operating expenses	-	10,500	12,500	2,000	19.05%
Total nonpersonnel	\$ 600,000	\$ 2,426,950	\$ 3,599,500	\$ 1,172,550	48.31%



ONTARIO INTERNATIONAL AIRPORT AUTHORITY  
 BUDGET - OPERATIONS DIVISION  
 FOR THE YEAR ENDING JUNE 30, 2022

VEHICLE AND EQUIPMENT MAINTENANCE

	Authorized		Proposed	Increase (Decrease) FY 2022 vs FY 2021	
	FY 2020	FY 2021	FY 2022	\$	%
Personnel					
Salaries, wages and overtime	\$ 206,465	\$ 229,228	\$ 289,550	\$ 60,322	26.32%
Employee benefits and taxes	32,006	52,953	\$ 65,091	12,138	22.92%
Total personnel	238,472	282,181	354,641	72,460	25.68%
Nonpersonnel					
Contractual services	-	-	50,000	50,000	100.00%
Insurance and administration	-	-	100	100	100.00%
Materials and supplies	-	161,100	202,000	40,900	25.39%
Other operating expenses	-	332,500	432,500	100,000	30.08%
Total nonpersonnel	-	493,600	684,600	191,000	38.70%
Total operating expenses	\$ 238,472	\$ 775,781	\$ 1,039,241	\$ 263,460	33.96%

Nonpersonnel Details

Contractual services					
Environmental	\$ -	\$ -	\$ 50,000	\$ 50,000	100.00%
Total contractual services	-	-	50,000	50,000	100.00%
Insurance and administration					
Postage and Shipping	\$ -	\$ -	\$ 100	\$ 100	100.00%
Total insurance and administration	-	-	100	100	100.00%
Materials and supplies					
Fuel - Gasoline	-	60,000	90,000	30,000	50.00%
Fuel - Diesel	-	90,000	60,000	(30,000)	-33.33%
Compressed natural gas	-	6,000	36,000	30,000	500.00%
Other	-	5,100	16,000	10,900	213.73%
Total materials and supplies	-	161,100	202,000	40,900	25.39%
Telecommunications and utilities	-	-	-	-	0.00%
Other operating expenses					
Fire apparatus	-	142,000	135,000	(7,000)	-4.93%
Other vehicles and equipment	-	167,500	263,500	96,000	57.31%
Training and conferences, including travel	-	-	9,900	9,900	100.00%
Travel - other	-	-	5,100	5,100	100.00%
Dues and memberships	-	23,000	-	(23,000)	-100.00%
Licenses and permits	-	-	19,000	19,000	100.00%
Total other operating expenses	-	332,500	432,500	100,000	30.08%
Total nonpersonnel	\$ -	\$ 493,600	\$ 684,600	\$ 191,000	38.70%

ONTARIO INTERNATIONAL AIRPORT AUTHORITY  
 BUDGET - OPERATIONS DIVISION  
 FOR THE YEAR ENDING JUNE 30, 2022

LANDSIDE OPERATIONS

	Authorized		Proposed	Increase (Decrease) FY 2022 vs FY 2021	
	FY 2020	FY 2021	FY 2022	\$	%
<b>Personnel</b>					
Salaries, wages and overtime	\$ 253,006	\$ 227,064	\$ 240,634	\$ 13,570	5.98%
Employee benefits and taxes	68,889	60,140	\$ 52,025	(8,115)	-13.49%
Total personnel	321,895	287,204	292,659	5,455	1.90%
<b>Nonpersonnel</b>					
Contractual services	195,000	315,000	170,000	(145,000)	-46.03%
Insurance and administration	-	-	2,500	2,500	100.00%
Materials and supplies	1,203,000	11,500	375,000	363,500	3160.87%
Telecommunications and utilities	4,519,500	5,150,000	5,450,000	300,000	5.83%
Other operating expenses	1,500,000	686,500	1,352,000	665,500	96.94%
Total nonpersonnel	<b>7,417,500</b>	<b>6,163,000</b>	<b>7,349,500</b>	<b>1,186,500</b>	<b>19.25%</b>
Total operating expenses	<b>\$ 7,739,395</b>	<b>\$ 6,450,204</b>	<b>\$ 7,642,159</b>	<b>\$ 1,191,955</b>	<b>18.48%</b>

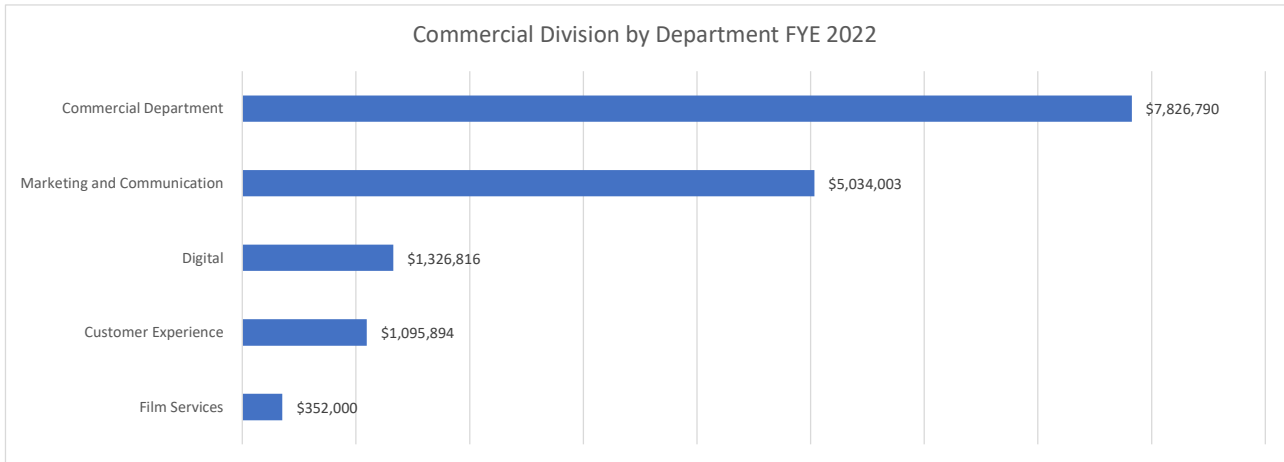
**Nonpersonnel Details**

<b>Contractual services</b>					
Custodial	\$ 195,000	\$ 175,000	\$ 60,000	\$ (115,000)	-65.71%
Landscaping	-	60,000	-	(60,000)	-100.00%
Environmental	-	80,000	60,000	(20,000)	-25.00%
Safety & Security Professional Services			50,000	50,000	100.00%
Total contractual services	195,000	315,000	170,000	(145,000)	-46.03%
<b>Insurance and administration</b>					
Postage and Shipping	-	-	2,500	2,500	100.00%
Total insurance and administration	-	-	2,500	2,500	100.00%
<b>Materials and supplies</b>					
Custodial	-	5,000	10,000	5,000	100.00%
Signs	-	3,500	10,000	6,500	185.71%
Other	1,203,000	3,000	355,000	352,000	11733.33%
Total materials and supplies	1,203,000	11,500	375,000	363,500	3160.87%
<b>Telecommunications and utilities</b>					
Electricity	3,450,000	4,000,000	4,000,000	-	0.00%
Gas	95,500	150,000	150,000	-	0.00%
Waste and sewage	240,000	360,000	300,000	(60,000)	-16.67%
Water	734,000	640,000	1,000,000	360,000	56.25%
Total telecommunications and utilities	4,519,500	5,150,000	5,450,000	300,000	5.83%
<b>Other operating expenses</b>					
Paving	1,500,000	500,000	495,000	(5,000)	-1.00%
Elevators and escalators	-	150,000	320,000	170,000	113.33%
Other Equipment Maintenance			517,000	517,000	100.00%
Licenses and permits	-	35,000	20,000	(15,000)	-42.86%
Travel	-	1,500	-	(1,500)	-100.00%
Total other operating expenses	1,500,000	686,500	1,352,000	665,500	96.94%
Total nonpersonnel	<b>\$ 7,417,500</b>	<b>\$ 6,163,000</b>	<b>\$ 7,349,500</b>	<b>\$ 1,186,500</b>	<b>19.25%</b>

# **COMMERCIAL DIVISION**

**ONTARIO INTERNATIONAL AIRPORT AUTHORITY  
BUDGET - COMMERCIAL DIVISION  
BUDGET FOR THE YEAR ENDING JUNE 30, 2022**

	Authorized		Proposed	Increase (Decrease) FY 2022 vs FY 2021	
	FY 2020	FY 2021	FY 2022	\$	%
<b>Personnel</b>					
Salaries, wages and overtime	\$ 1,799,339	\$ 1,519,712	\$ 2,392,461	\$ 872,749	57.43%
Employee benefits and taxes	485,936	\$ 345,090	557,580	212,490	61.58%
<b>Total personnel</b>	<b>2,285,275</b>	<b>1,864,802</b>	<b>2,950,041</b>	<b>1,085,239</b>	<b>58.20%</b>
<b>Nonpersonnel</b>					
Public safety	-	-	-	-	0.00%
Contractual services	10,842,420	8,216,616	7,983,895	(232,721)	-2.83%
Insurance and administration	261,500	320,506	498,600	178,094	55.57%
Materials and supplies	-	-	8,000	8,000	100.00%
Other operating expenses	5,943,458	2,398,242	4,194,968	1,796,726	74.92%
<b>Total nonpersonnel</b>	<b>17,047,378</b>	<b>10,935,364</b>	<b>12,685,463</b>	<b>1,750,099</b>	<b>16.00%</b>
<b>Total operating expenses</b>	<b>\$ 19,332,653</b>	<b>\$ 12,800,166</b>	<b>\$ 15,635,504</b>	<b>\$ 2,835,338</b>	<b>22.15%</b>



ONTARIO INTERNATIONAL AIRPORT AUTHORITY  
 BUDGET - COMMERCIAL DIVISION  
 BUDGET FOR THE YEAR ENDING JUNE 30, 2022

COMMERCIAL DEPARTMENT

	Authorized		Proposed	Increase (Decrease) FY 2022 vs FY 2021	
	FY 2020	FY 2021	FY 2022	\$	%
<b>Personnel</b>					
Salaries, wages and overtime	\$ 474,387	\$ 602,961	\$ 904,538	\$ 301,577	50.02%
Employee benefits and taxes	102,978	136,426	206,357	69,930	51.26%
Total personnel	577,366	739,387	1,110,894	371,507	50.25%
<b>Nonpersonnel</b>					
Contractual services	9,730,000	6,603,556	5,850,950	(752,606)	-11.40%
Insurance and administration	260,000	306,600	459,600	153,000	49.90%
Materials and supplies	-	-	8,000	8,000	100.00%
Other operating expenses	-	33,597	397,346	363,749	1082.68%
Total nonpersonnel	9,990,000	6,943,753	6,715,896	(227,857)	-3.28%
Total operating expenses	\$ 10,567,366	\$ 7,683,140	\$ 7,826,790	\$ 143,650	1.87%

Nonpersonnel details

<b>Contractual services</b>					
Appraisals and real estate consulting	\$ 100,000	\$ 110,000	\$ 594,000	\$ 484,000	440.00%
Commercial development and support	350,000	200,000	240,000	40,000	20.00%
Advertising development and support	-	-	236,550	236,550	100.00%
Parking staffing and management	6,642,000	4,370,000	2,376,000	(1,994,000)	-45.63%
Shuttle and transportation services	1,920,000	1,450,000	1,959,000	509,000	35.10%
Luggage cart equipment and services	168,000	168,000	110,000	(58,000)	-34.52%
Merchant fees	550,000	280,556	285,000	4,444	1.58%
Other	-	25,000	25,000	-	0.00%
Software Licenses Subscriptions and Suppo	-	-	25,400	25,400	100.00%
Total contractual services	9,730,000	6,603,556	5,850,950	(752,606)	-11.40%
<b>Insurance and administration</b>					
California Commerce Center fees	260,000	300,000	300,000	-	0.00%
Land Appraisals	-	-	150,000	150,000	100.00%
Office supplies and expense	-	6,600	9,600	3,000	45.45%
Total insurance and administration	260,000	306,600	459,600	153,000	49.90%
<b>Materials and supplies</b>					
Permits and Signage	-	-	8,000	8,000	100.00%
Total materials and supplies	-	-	8,000	8,000	100.00%
<b>Telecommunications and utilities</b>					
	-	-	-	-	0.00%
<b>Other operating expenses</b>					
Training and conferences, including travel	-	12,597	74,000	61,403	487.44%
Travel - other	-	-	64,000	64,000	100.00%
Dues and memberships	-	1,000	1,000	-	0.00%
Advertising and Promotions	-	20,000	98,346	78,346	391.73%
OIAA Facility Maintenance for leasing & sho	-	-	160,000	160,000	100.00%
Total other operating expenses	-	33,597	397,346	363,749	1082.68%
Total nonpersonnel	\$ 9,990,000	\$ 6,943,753	\$ 6,715,896	\$ (227,857)	-3.28%

ONTARIO INTERNATIONAL AIRPORT AUTHORITY  
 BUDGET - COMMERCIAL DIVISION  
 BUDGET FOR THE YEAR ENDING JUNE 30, 2022

MARKETING AND COMMUNICATION

	Authorized		Proposed	Increase (Decrease) FY 2022 vs FY 2021	
	FY 2020	FY 2021	FY 2022	\$	%
<b>Personnel</b>					
Salaries, wages and overtime	\$ 422,353	\$ 327,100	\$ 741,026	\$ 413,926	126.54%
Employee benefits and taxes	68,340	67,870	170,880	103,010	151.78%
Total personnel	490,693	394,970	911,906	516,936	130.88%
<b>Nonpersonnel</b>					
Contractual services	676,120	436,000	452,000	16,000	3.67%
Insurance and administration	-	7,000	32,000	25,000	357.14%
Materials and supplies	-	-	-	-	0.00%
Other operating expenses	5,848,458	2,284,445	3,638,097	1,353,652	59.26%
Total nonpersonnel	6,524,578	2,727,445	4,122,097	1,394,652	51.13%
Total operating expenses	\$ 7,015,271	\$ 3,122,415	\$ 5,034,003	\$ 1,911,588	61.22%

**Nonpersonnel details**

<b>Contractual services</b>					
Advertising agency services	\$ 120,000	\$ 150,000	\$ 300,000	\$ 150,000	100.00%
Video production and marketing support	450,000	250,000	150,000	(100,000)	-40.00%
Other	106,120	36,000	2,000	(34,000)	-94.44%
Total contractual services	676,120	436,000	452,000	16,000	3.67%
<b>Insurance and administration</b>					
Office supplies and expense	-	7,000	30,000	23,000	328.57%
Postage and Shipping	-	-	2,000	2,000	100.00%
Total insurance and administration	-	7,000	32,000	25,000	357.14%
<b>Materials and supplies</b>	-	-	-	-	0.00%
<b>Telecommunications and utilities</b>	-	-	-	-	0.00%
<b>Other Operating Expenses</b>					
Advertising:					
Media buys	2,800,000	700,000	1,500,000	800,000	114.29%
Professional Sports Publications & Opport	-	-	129,000	129,000	100.00%
Airline Advertising	-	-	300,000	300,000	100.00%
Public Relations	-	100,000	100,600	600	100.00%
Promotions & Sponsorships:					
Sports	400,000	250,000	636,793	386,793	154.72%
Business and economic partnerships	300,000	300,000	227,850	(72,150)	-24.05%
Events:					
External	600,000	100,000	140,000	40,000	40.00%
Internal	120,000	20,000	20,000	-	0.00%
Business and economic partnership member	1,029,445	529,445	230,854	(298,591)	-56.40%
Marketing materials and other	488,458	260,000	280,000	20,000	7.69%
Training and conferences, including travel	110,555	25,000	15,000	(10,000)	-40.00%
Travel - other	-	-	58,000	58,000	100.00%
Total other operating expenses	5,848,458	2,284,445	3,638,097	1,353,652	59.26%
Total nonpersonnel	\$ 6,524,578	\$ 2,727,445	\$ 4,122,097	\$ 1,394,652	51.13%

ONTARIO INTERNATIONAL AIRPORT AUTHORITY  
 BUDGET - COMMERCIAL DIVISION  
 BUDGET FOR THE YEAR ENDING JUNE 30, 2022

DIGITAL

	Authorized		Proposed	Increase (Decrease) FY 2022 vs FY 2021	
	FY 2020	FY 2021	FY 2022	\$	%
Materials and supplies					
Salaries, wages and overtime	\$ 302,165	\$ 253,588	\$ 235,717	\$ (17,871)	-7.05%
Employee benefits and taxes	49,920	47,132	48,800	1,668	3.54%
Total personnel	352,085	300,720	284,516	(16,203)	-5.39%
Nonpersonnel					
Contractual services	376,300	888,500	1,009,500	121,000	13.62%
Insurance and administration	1,500	-	-	-	0.00%
Materials and supplies	-	-	-	-	0.00%
Other operating expenses	15,000	40,800	32,800	(8,000)	-19.61%
Total nonpersonnel	392,800	929,300	1,042,300	113,000	12.16%
Total operating expenses	\$ 744,885	\$ 1,230,020	\$ 1,326,816	\$ 96,797	7.87%

Nonpersonnel details

Contractual services					
Creative design	\$ 10,000	\$ 50,500	\$ 15,000	\$ (35,500)	-70.30%
Web-site support and services	120,000	395,000	474,000	79,000	20.00%
Social media advertising and events	200,000	282,400	416,000	133,600	47.31%
Digital platforms, software and subscriptions	46,300	160,600	104,500	(56,100)	-34.93%
Total contractual services	376,300	888,500	1,009,500	121,000	13.62%
Insurance and administration					
Office supplies and expense	1,500	-	-	-	0.00%
Total insurance and administration	1,500	-	-	-	0.00%
Materials and supplies	-	-	-	-	0.00%
Telecommunications and utilities	-	-	-	-	0.00%
Other Operating Expenses					
Business and employee events	5,000	10,000	24,000	14,000	140.00%
Training and conferences, including travel	10,000	15,000	4,000	(11,000)	-73.33%
Travel, other	-	15,000	4,000	(11,000)	-73.33%
Dues and memberships	-	800	800	-	0.00%
Total other operating expenses	15,000	40,800	32,800	(8,000)	-19.61%
Total nonpersonnel	\$ 392,800	\$ 929,300	\$ 1,042,300	\$ 113,000	12.16%

ONTARIO INTERNATIONAL AIRPORT AUTHORITY  
 BUDGET - COMMERCIAL DIVISION  
 BUDGET FOR THE YEAR ENDING JUNE 30, 2022

CUSTOMER EXPERIENCE

	Authorized		Proposed	Increase (Decrease) FY 2022 vs FY 2021	
	FY 2020	FY 2021	FY 2022	\$	%
Personnel					
Salaries, wages and overtime	\$ 514,824	\$ 332,393	\$ 511,180	\$ 178,787	53.79%
Employee benefits and taxes	129,657	91,215	131,544	40,329	44.21%
Total personnel	644,481	423,608	642,724	219,115	51.73%
Nonpersonnel					
Contractual services	-	199,560	324,445	124,885	62.58%
Insurance and administration	-	6,906	7,000	94	1.36%
Materials and supplies	-	-	-	-	0.00%
Other operating expenses	80,000	39,400	121,725	82,325	208.95%
Total nonpersonnel	80,000	245,866	453,170	207,304	84.32%
Total operating expenses	\$ 724,481	\$ 669,474	\$ 1,095,894	\$ 426,419	63.69%

Nonpersonnel details

Contractual services					
Traveler's aid	\$ 80,000	\$ 80,000	\$ 80,000	\$ -	0.00%
Survey tools and services	-	94,560	76,445	(18,115)	-19.16%
Customer experience promotions	-	25,000	125,000	100,000	400.00%
Airport Art Program	-	-	35,000	35,000	100.00%
Software Licenses Subscriptions and Support	-	-	8,000	8,000	100.00%
Total contractual services	80,000	199,560	324,445	124,885	62.58%
Insurance and administration					
Office supplies and expense	-	6,906	7,000	94	1.36%
Total insurance and administration	-	6,906	7,000	94	1.36%
Materials and supplies	-	-	-	-	0.00%
Telecommunications and utilities	-	-	-	-	0.00%
Other Operating Expenses					
ACI customer experience accreditation	-	20,000	25,000	5,000	25.00%
Training and conferences, including travel	-	3,000	36,725	33,725	1124.17%
Travel, other	-	10,000	2,000	(8,000)	-80.00%
Promotional items for customer assistance	-	6,000	6,000	-	0.00%
Promotions: promo items and stakeholder er	-	-	50,000	50,000	100.00%
Dues and memberships	-	400	2,000	1,600	400.00%
Total other operating expenses	-	39,400	121,725	82,325	208.95%
Total nonpersonnel	\$ 80,000	\$ 245,866	\$ 453,170	\$ 207,304	84.32%



ONTARIO INTERNATIONAL AIRPORT AUTHORITY  
 BUDGET - COMMERCIAL DIVISION  
 BUDGET FOR THE YEAR ENDING JUNE 30, 2022

FILM SERVICES

	Authorized		Proposed	Increase (Decrease) FY 2022 vs FY 2021	
	FY 2020	FY 2021	FY 2022	\$	%
Personnel					
Salaries, wages and overtime	\$ 95,343	\$ 3,670	\$ -	\$ (3,670)	-100.00%
Employee benefits and taxes	15,594	2,447	-	(2,447)	-100.00%
Total personnel	110,937	6,117	-	(6,117)	-100.00%
Nonpersonnel					
Contractual services	60,000	89,000	347,000	258,000	289.89%
Insurance and administration	-	-	-	-	0.00%
Materials and supplies	-	-	-	-	0.00%
Other operating expenses	-	-	5,000	5,000	0.00%
Total nonpersonnel	60,000	89,000	352,000	263,000	295.51%
Total operating expenses	\$ 170,937	\$ 95,117	\$ 352,000	\$ 256,883	270.07%

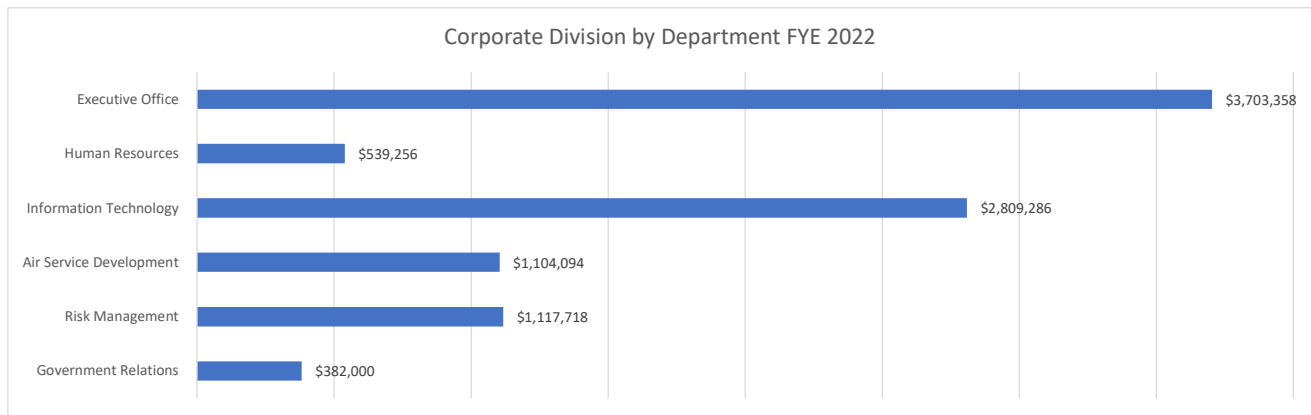
Nonpersonnel details

Contractual services					
Security staffing and services	\$ 60,000	\$ 39,000	\$ 138,000	\$ 99,000	253.85%
Public safety, police and fire protection	-	-	80,000	80,000	100.00%
Production coordination	-	50,000	129,000	79,000	158.00%
Film production services	-	-	-	-	0.00%
Total contractual services	60,000	89,000	347,000	258,000	289.89%
Insurance and administration					
Office supplies and expense	-	-	-	-	0.00%
Total insurance and administration	-	-	-	-	0.00%
Materials and supplies					
Equipment	-	-	-	-	0.00%
Total materials and supplies	-	-	-	-	0.00%
Telecommunications and utilities	-	-	-	-	0.00%
Other Operating Expenses					
Advertising	-	-	5,000	5,000	100.00%
Promotional items	-	-	-	-	0.00%
Set repairs and maintenance	-	-	-	-	0.00%
Dues and memberships	-	-	-	-	0.00%
Total other operating expenses	-	-	5,000	5,000	100.00%
Total nonpersonnel	\$ 60,000	\$ 89,000	\$ 352,000	\$ 263,000	295.51%

# **CORPORATE DIVISION**

**ONTARIO INTERNATIONAL AIRPORT AUTHORITY  
BUDGET - CORPORATE DIVISION  
BUDGET FOR THE YEAR ENDING JUNE 30, 2022**

	Authorized		Proposed	Increase (Decrease) FY 2022 vs FY 2021	
	FY 2020	FY 2021	FY 2022	\$	%
<b>Personnel</b>					
Salaries, wages and overtime	\$ 1,113,051	\$ 1,109,163	\$ 1,775,617	\$ 666,454	60.09%
Employee benefits and taxes	306,089	\$ 256,652	397,408	140,756	54.84%
<b>Total personnel</b>	<b>1,419,140</b>	<b>1,365,815</b>	<b>2,173,025</b>	<b>807,210</b>	<b>59.10%</b>
<b>Nonpersonnel</b>					
Public safety	-	-	-	-	0.00%
Contractual services	4,985,700	4,966,235	5,023,612	57,377	1.16%
Insurance and administration	1,059,000	932,797	1,070,077	137,280	14.72%
Materials and supplies	393,000	400,000	440,500	40,500	10.13%
Telecommunications and utilities	355,000	300,000	300,000	-	0.00%
Other operating expenses	279,925	250,000	648,500	398,500	159.40%
<b>Total nonpersonnel</b>	<b>7,072,625</b>	<b>6,849,032</b>	<b>7,482,689</b>	<b>633,657</b>	<b>9.25%</b>
<b>Total operating expenses</b>	<b>\$ 8,491,765</b>	<b>\$ 8,214,847</b>	<b>\$ 9,655,713</b>	<b>\$ 1,440,866</b>	<b>17.54%</b>



ONTARIO INTERNATIONAL AIRPORT AUTHORITY  
 BUDGET - CORPORATE DIVISION  
 BUDGET FOR THE YEAR ENDING JUNE 30, 2022

EXECUTIVE OFFICE

	Authorized		Proposed	Increase (Decrease) FY 2022 vs FY 2021	
	FY 2020	FY 2021	FY 2022	\$	%
<b>Personnel</b>					
Salaries, wages and overtime	\$ 1,129,001	\$ 1,053,713	\$ 1,157,825	\$ 104,112	9.88%
Employee benefits and taxes	217,800	243,695	\$ 257,034	13,339	5.47%
Total personnel	1,346,801	1,297,408	1,414,858	117,450	9.05%
<b>Nonpersonnel</b>					
Contractual services	2,115,000	1,865,000	1,960,000	95,000	5.09%
Insurance and administration	60,000	60,000	110,000	50,000	83.33%
Materials and supplies	-	-	-	-	0.00%
Telecommunications and utilities	-	-	-	-	0.00%
Other operating expenses	264,925	93,000	218,500	125,500	134.95%
Total nonpersonnel	2,439,925	2,018,000	2,288,500	270,500	13.40%
Total operating expenses	\$ 3,786,726	\$ 3,315,408	\$ 3,703,358	\$ 387,950	11.70%

**Nonpersonnel details**

Contractual services					
Aviation consulting	\$ 265,000	\$ 250,000	\$ 250,000	\$ -	0.00%
Business and economic development	240,000	240,000	240,000	-	0.00%
Operational consulting	240,000	245,000	245,000	-	0.00%
Other management services	350,000	240,000	335,000	95,000	39.58%
Leadership development	-	-	30,000	30,000	100.00%
Legal	1,000,000	870,000	810,000	(60,000)	-6.90%
Internal audit	20,000	20,000	50,000	30,000	150.00%
Total contractual services	2,115,000	1,865,000	1,960,000	95,000	5.09%
Insurance and administration					
Commissioners stipends	60,000	60,000	60,000	-	0.00%
Office supplies and expense	-	-	50,000	50,000	100.00%
Total insurance and administration	60,000	60,000	110,000	50,000	83.33%
Materials and supplies	-	-	-	-	0.00%
Telecommunications and utilities	-	-	-	-	0.00%
Other operating expenses					
Training and conferences, including travel	194,100	25,000	25,000	-	0.00%
Business and employee events	10,000	20,000	-	(20,000)	-100.00%
Dues and memberships	60,825	48,000	148,000	100,000	208.33%
Sponsorships	-	-	45,500	45,500	100.00%
Total other operating expenses	264,925	93,000	218,500	125,500	134.95%
Total nonpersonnel	\$ 2,439,925	\$ 2,018,000	\$ 2,288,500	\$ 270,500	13.40%

ONTARIO INTERNATIONAL AIRPORT AUTHORITY  
 BUDGET - CORPORATE DIVISION  
 BUDGET FOR THE YEAR ENDING JUNE 30, 2022

HUMAN RESOURCES

	Authorized		Proposed	Increase (Decrease) FY 2022 vs FY 2021	
	FY 2020	FY 2021	FY 2022	\$	%
<b>Personnel</b>					
Salaries, wages and overtime	\$ -	\$ -	\$ 125,900	\$ 125,900	100.00%
Employee benefits and taxes	-	-	\$ 28,356	28,356	100.00%
Total personnel	-	-	154,256	154,256	100.00%
<b>Nonpersonnel</b>					
Contractual services	200,000	167,203	220,000	52,797	31.58%
Insurance and administration	-	-	-	-	100.00%
Materials and supplies	-	-	-	-	100.00%
Telecommunications and utilities	-	-	-	-	100.00%
Other operating expenses	-	52,000	165,000	113,000	217.31%
Total nonpersonnel	<b>200,000</b>	<b>219,203</b>	<b>385,000</b>	<b>165,797</b>	<b>75.64%</b>
Total operating expenses	<b>\$ 200,000</b>	<b>\$ 219,203</b>	<b>\$ 539,256</b>	<b>\$ 320,053</b>	<b>146.01%</b>

**Nonpersonnel details**

Contractual services					
City of Ontario	\$ 200,000	\$ 167,203	\$ 100,000	\$ (67,203)	-40.19%
Legal	-	-	\$ 120,000	\$ 120,000	100.00%
Total Contractual services	200,000	167,203	220,000	52,797	31.58%
Insurance and administration	-	-	-	-	0.00%
Materials and supplies					
Recruitment and other	-	-	-	-	0.00%
Total materials and supplies	-	-	-	-	0.00%
Telecommunications and utilities	-	-	-	-	0.00%
Other operating expenses					
Training and conferences, including travel	-	52,000	15,000	(37,000)	-71.15%
Business and employee events	-	-	150,000	150,000	100.00%
Total other operating expenses	-	52,000	165,000	113,000	217.31%
Total nonpersonnel	<b>\$ 200,000</b>	<b>\$ 219,203</b>	<b>\$ 385,000</b>	<b>\$ 165,797</b>	<b>75.64%</b>

ONTARIO INTERNATIONAL AIRPORT AUTHORITY  
 BUDGET - CORPORATE DIVISION  
 BUDGET FOR THE YEAR ENDING JUNE 30, 2022

INFORMATION TECHNOLOGY

	Authorized		Proposed	Increase (Decrease) FY 2022 vs FY 2021	
	FY 2020	FY 2021	FY 2022	\$	%
<b>Personnel</b>					
Salaries, wages and overtime	\$ -	\$ -	\$ 105,900	\$ 105,900	100.00%
Employee benefits and taxes	-	-	25,954	25,954	100.00%
Total personnel	-	-	131,854	131,854	100.00%
<b>Nonpersonnel</b>					
Contractual services	2,054,700	1,892,932	1,931,932	39,000	2.06%
Insurance and administration	-	-	-	-	0.00%
Materials and supplies	393,000	400,000	440,500	40,500	10.13%
Telecommunications and utilities	355,000	300,000	300,000	-	0.00%
Other operating expenses	15,000	5,000	5,000	-	0.00%
Total nonpersonnel	<b>2,817,700</b>	<b>2,597,932</b>	<b>2,677,432</b>	<b>79,500</b>	<b>3.06%</b>
Total operating expenses	<b>\$ 2,817,700</b>	<b>\$ 2,597,932</b>	<b>\$ 2,809,286</b>	<b>\$ 211,354</b>	<b>8.14%</b>

**Nonpersonnel details**

Contractual services					
City of Ontario staffing	\$ 1,100,000	\$ 953,012	\$ 953,012	\$ -	0.00%
Software subscriptions:					
Workday ERP	300,000	300,000	315,000	15,000	5.00%
Office 365	70,000	70,000	70,000	-	0.00%
Operating and security systems	183,720	183,720	167,720	(16,000)	-8.71%
Other applications	58,200	58,200	58,200	-	0.00%
Cabling	200,000	200,000	250,000	50,000	25.00%
Operating and security services	78,000	78,000	78,000	-	0.00%
Other	64,780	50,000	40,000	(10,000)	-20.00%
Total contractual services	2,054,700	1,892,932	1,931,932	39,000	2.06%
Insurance and administration	-	-	-	-	0.00%
Materials and supplies					
Network systems	275,000	250,000	290,000	40,000	16.00%
Passenger systems	67,000	102,000	102,000	-	0.00%
Radios	10,000	7,000	7,000	-	0.00%
Laptops, printers and peripherals	36,000	36,000	36,000	-	0.00%
Other systems	5,000	5,000	5,500	500	10.00%
Total materials and supplies	393,000	400,000	440,500	40,500	10.13%
Telecommunications and utilities					
Internet service provider	52,000	52,000	52,000	-	0.00%
Telecommunication and data lines	263,000	214,000	214,000	-	0.00%
Cellular	37,000	30,000	30,000	-	0.00%
Other	3,000	4,000	4,000	-	0.00%
Total telecommunications and utilities	355,000	300,000	300,000	-	0.00%
Other operating expenses					
Training and conferences, including travel	15,000	5,000	5,000	-	0.00%
Total other operating expenses	15,000	5,000	5,000	-	0.00%
Total nonpersonnel	<b>\$ 2,817,700</b>	<b>\$ 2,597,932</b>	<b>\$ 2,677,432</b>	<b>\$ 79,500</b>	<b>3.06%</b>

ONTARIO INTERNATIONAL AIRPORT AUTHORITY  
 BUDGET - CORPORATE DIVISION  
 BUDGET FOR THE YEAR ENDING JUNE 30, 2022

AIR SERVICE DEVELOPMENT

	Authorized		Proposed	Increase (Decrease) FY 2022 vs FY 2021	
	FY 2020	FY 2021	FY 2022	\$	%
<b>Personnel</b>					
Salaries, wages and overtime	\$ -	\$ 55,450	\$ 271,800	\$ 216,350	390.17%
Employee benefits and taxes	-	12,957	59,114	46,157	356.23%
Total personnel	-	68,407	330,914	262,507	383.74%
<b>Nonpersonnel</b>					
Contractual services	622,000	667,000	528,180	(138,820)	-20.81%
Insurance and administration	-	-	-	-	0.00%
Materials and supplies	-	-	-	-	0.00%
Telecommunications and utilities	-	-	-	-	0.00%
Other operating expenses	-	75,000	245,000	170,000	226.67%
Total nonpersonnel	622,000	742,000	773,180	31,180	4.20%
Total operating expenses	\$ 622,000	\$ 810,407	\$ 1,104,094	\$ 293,687	36.24%

**Nonpersonnel details**

Contractual services					
Air service development	\$ 500,000	\$ 610,000	\$ 500,000	\$ (110,000)	-18.03%
Aviation forecasts and other	122,000	57,000	26,500	(30,500)	-53.51%
Software Licenses Subscriptions and Support	-	-	1,680	1,680	100.00%
Total contractual services	622,000	667,000	528,180	(138,820)	-20.81%
Insurance and administration	-	-	-	-	0.00%
Materials and supplies	-	-	-	-	0.00%
Telecommunications and utilities	-	-	-	-	0.00%
Other operating expenses					
Training and conferences, including travel	-	25,000	50,000	25,000	100.00%
Travel, other	-	50,000	150,000	100,000	200.00%
Dues and memberships	-	-	45,000	45,000	100.00%
Total other operating expenses	-	75,000	245,000	170,000	226.67%
Total nonpersonnel	\$ 622,000	\$ 742,000	\$ 773,180	\$ 31,180	4.20%

ONTARIO INTERNATIONAL AIRPORT AUTHORITY  
 BUDGET - CORPORATE DIVISION  
 BUDGET FOR THE YEAR ENDING JUNE 30, 2022

RISK MANAGEMENT

	Authorized		Proposed	Increase (Decrease) FY 2022 vs FY 2021	
	FY 2020	FY 2021	FY 2022	\$	%
<b>Personnel</b>					
Salaries, wages and overtime	\$ -	\$ -	\$ 114,192	\$ 114,192	0.00%
Employee benefits and taxes	-	-	26,950	26,950	0.00%
Total personnel	-	-	141,141	141,141	0.00%
<b>Nonpersonnel</b>					
Contractual services	144,000	-	9,000	9,000	0.00%
Insurance and administration	799,000	872,797	960,077	87,280	10.00%
Materials and supplies	-	-	-	-	0.00%
Telecommunications and utilities	-	-	-	-	0.00%
Other operating expenses	-	-	7,500	7,500	0.00%
Total nonpersonnel	943,000	872,797	976,577	103,780	11.89%
Total operating expenses	\$ 943,000	\$ 872,797	\$ 1,117,718	\$ 244,921	28.06%

Nonpersonnel details

Contractual services					
Risk manager	\$ 144,000	\$ -	\$ -	\$ -	0.00%
Software Licenses Subscriptions and Support	-	-	9,000	9,000	100.00%
Total contractual services	144,000	-	9,000	9,000	100.00%
Insurance and administration					
Aviation liability	109,000	134,000	147,400	13,400	10.00%
Property	212,000	280,000	308,000	28,000	10.00%
Earthquake	227,000	251,000	276,100	25,100	10.00%
Worker's compensation	130,000	120,797	132,877	12,080	10.00%
Vehicle	5,500	45,000	49,500	4,500	10.00%
Other	115,500	42,000	46,200	4,200	10.00%
Total insurance and administration	799,000	872,797	960,077	87,280	10.00%
Materials and supplies	-	-	-	-	0.00%
Telecommunications and utilities	-	-	-	-	0.00%
Other operating expenses					
Training and conferences, including travel	-	-	7,500	7,500	100.00%
Total other operating expenses	-	-	7,500	7,500	100.00%
Total nonpersonnel	\$ 943,000	\$ 872,797	\$ 976,577	\$ 103,780	11.89%



ONTARIO INTERNATIONAL AIRPORT AUTHORITY  
 BUDGET - CORPORATE DIVISION  
 BUDGET FOR THE YEAR ENDING JUNE 30, 2022

GOVERNMENT RELATIONS

	Authorized		Proposed	Increase (Decrease) FY 2022 vs FY 2021	
	FY 2020	FY 2021	FY 2022	\$	%
<b>Personnel</b>					
Salaries, wages and overtime	\$ -	\$ -	\$ -	\$ -	0.00%
Employee benefits and taxes	-	-	-	-	0.00%
Total personnel	-	-	-	-	0.00%
<b>Nonpersonnel</b>					
Contractual services	50,000	374,100	374,500	400	0.11%
Insurance and administration	-	-	-	-	0.00%
Materials and supplies	-	-	-	-	0.00%
Telecommunications and utilities	-	-	-	-	0.00%
Other operating expenses	-	25,000	7,500	(17,500)	-70.00%
Total nonpersonnel	<b>50,000</b>	<b>399,100</b>	<b>382,000</b>	<b>(17,100)</b>	<b>-4.28%</b>
Total operating expenses	<b>\$ 50,000</b>	<b>\$ 399,100</b>	<b>\$ 382,000</b>	<b>\$ (17,100)</b>	<b>-4.28%</b>

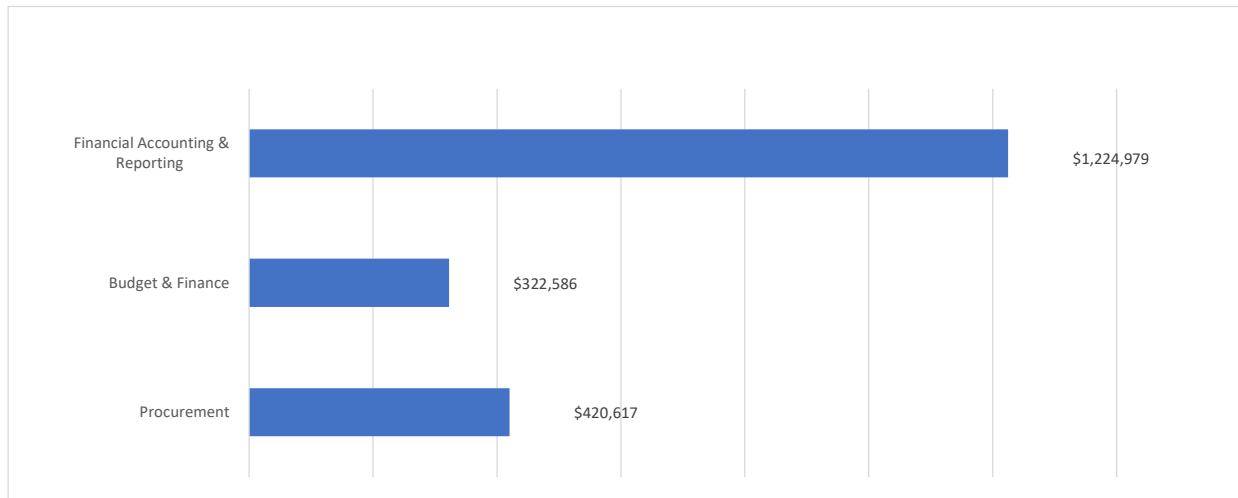
**Nonpersonnel details**

Contractual services					
Lobbyist	\$ 50,000	\$ 374,100	\$ 374,500	\$ 400	0.11%
Total contractual services	50,000	374,100	374,500	400	0.11%
Materials and supplies	-	-	-	-	0.00%
Telecommunications and utilities	-	-	-	-	0.00%
Other operating expenses					
Travel, other	0	25,000	7,500	(17,500)	-70.00%
Total other operating expenses	-	25,000	7,500	(17,500)	-70.00%
Total nonpersonnel	<b>\$ 50,000</b>	<b>\$ 399,100</b>	<b>\$ 382,000</b>	<b>\$ (17,100)</b>	<b>-4.28%</b>

# **FINANCE DIVISION**

ONTARIO INTERNATIONAL AIRPORT AUTHORITY  
 PROPOSED BUDGET FOR THE YEAR ENDING JUNE 30, 2022  
 FINANCE DIVISION

	Authorized		Proposed	Increase (Decrease) FY 2022 vs FY 2021	
	FY 2020	FY 2021	FY 2022	\$	%
Personnel					
Salaries, wages and overtime	\$ 1,197,958	\$ 943,485	\$ 1,173,949	\$ 230,464	24.43%
Employee benefits and taxes	320,112	\$ 228,132	289,661	61,530	26.97%
Total personnel	1,518,070	1,171,616	1,463,610	291,994	24.92%
Nonpersonnel					
Public safety	-	-	-	-	0.00%
Contractual services	200,000	224,560	365,097	140,537	62.58%
Insurance and administration	95,000	38,900	45,550	6,650	17.10%
Materials and supplies	-	-	-	-	0.00%
Telecommunications and utilities	-	-	-	-	0.00%
Other operating expenses	-	56,740	93,925	37,185	65.54%
Total nonpersonnel	295,000	320,200	504,572	184,372	57.58%
Total operating expenses	\$ 1,813,070	\$ 1,491,816	\$ 1,968,182	\$ 476,366	31.93%



ONTARIO INTERNATIONAL AIRPORT AUTHORITY  
 PROPOSED BUDGET FOR THE YEAR ENDING JUNE 30, 2022  
 FINANCE DIVISION

FINANCIAL ACCOUNTING AND REPORTING

	Authorized		Proposed	Increase (Decrease) FY 2022 vs FY 2021	
	FY 2020	FY 2021	FY 2022	\$	%
<b>Personnel</b>					
Salaries, wages and overtime	\$ 779,054	\$ 648,566	\$ 688,981	\$ 40,415	6.23%
Employee benefits and taxes	181,155	161,399	\$ 173,851	12,452	7.72%
Total personnel	960,208	809,965	862,832	52,867	6.53%
<b>Nonpersonnel</b>					
Contractual services	155,000	174,560	265,097	90,537	51.87%
Insurance and administration	75,000	13,900	20,050	6,150	44.24%
Materials and supplies	-	-	-	-	0.00%
Telecommunications and utilities	-	-	-	-	0.00%
Other operating expenses	-	39,840	77,000	37,160	93.27%
Total nonpersonnel	230,000	228,300	362,147	133,847	58.63%
Total operating expenses	\$ 1,190,208	\$ 1,038,265	\$ 1,224,979	\$ 186,714	17.98%

**Nonpersonnel details**

<b>Contractual services</b>					
Audit services	\$ 80,000	\$ 107,960	\$ 113,350	\$ 5,390	4.99%
Temporary staffing	-	41,600	-	(41,600)	-100.00%
Other financial advisory services	75,000	25,000	150,000	125,000	500.00%
Software Licenses Subscriptions and Support	-	-	1,747	1,747	100.00%
Total contractual services	155,000	174,560	265,097	90,537	51.87%
<b>Insurance and administration</b>					
Office supplies and expense	75,000	6,400	2,500	(3,900)	-60.94%
Budget book and CAFR publication	-	7,500	-	(7,500)	-100.00%
Bank charges	-	-	11,550	11,550	100.00%
Postage and Shipping	-	-	6,000	6,000	100.00%
Total insurance and administration	75,000	13,900	20,050	6,150	44.24%
<b>Materials and supplies</b>					
	-	-	-	-	0.00%
<b>Telecommunications and utilities</b>					
	-	-	-	-	0.00%
<b>Other operating expenses</b>					
Training and conferences, including travel	-	39,390	50,000	10,610	26.94%
Travel - other	-	-	17,000	17,000	100.00%
Dues and memberships	-	450	10,000	9,550	2122.22%
Total other operating expenses	-	39,840	77,000	37,160	93.27%
Total nonpersonnel	\$ 230,000	\$ 228,300	\$ 362,147	\$ 133,847	58.63%

ONTARIO INTERNATIONAL AIRPORT AUTHORITY  
 PROPOSED BUDGET FOR THE YEAR ENDING JUNE 30, 2022  
 FINANCE DIVISION

BUDGET AND FINANCE

	Authorized		Proposed	Increase (Decrease) FY 2022 vs FY 2021	
	FY 2020	FY 2021	FY 2022	\$	%
<b>Personnel</b>					
Salaries, wages and overtime	\$ 71,174	\$ 92,256	\$ 183,321	\$ 91,065	98.71%
Employee benefits and taxes	19,064	21,685	44,265	22,580	104.13%
Total personnel	90,238	113,941	227,586	113,645	99.74%
<b>Nonpersonnel</b>					
Contractual services	40,000	40,000	75,000	35,000	87.50%
Insurance and administration	20,000	20,000	20,000	-	0.00%
Materials and supplies	-	-	-	-	0.00%
Telecommunications and utilities	-	-	-	-	0.00%
Other operating expenses	-	-	-	-	0.00%
Total nonpersonnel	60,000	60,000	95,000	35,000	58.33%
Total operating expenses	\$ 150,238	\$ 173,941	\$ 322,586	\$ 148,645	85.46%

**Nonpersonnel details**

Contractual services					
Rating agency fees	\$ 40,000	\$ 40,000	\$ 40,000	\$ -	0.00%
Management consulting			\$ 35,000	\$ 35,000	100.00%
Total contractual services	40,000	40,000	75,000	35,000	87.50%
Insurance and administration					
Bank fees	20,000	20,000	20,000	-	0.00%
Total insurance and administration	20,000	20,000	20,000	-	0.00%
Materials and supplies	-	-	-	-	0.00%
Telecommunications and utilities	-	-	-	-	0.00%
Other operating expenses	-	-	-	-	0.00%
Total nonpersonnel	\$ 60,000	\$ 60,000	\$ 95,000	\$ 35,000	58.33%

ONTARIO INTERNATIONAL AIRPORT AUTHORITY  
 PROPOSED BUDGET FOR THE YEAR ENDING JUNE 30, 2022  
 FINANCE DIVISION

PROCUREMENT

	Authorized		Proposed	Increase (Decrease) FY 2022 vs FY 2021	
	FY 2020	FY 2021	FY 2022	\$	%
<b>Personnel</b>					
Salaries, wages and overtime	\$ 202,597	\$ 202,662	\$ 301,647	\$ 98,984	48.84%
Employee benefits and taxes	43,047	45,048	\$ 71,545	26,497	58.82%
Total personnel	245,644	247,710	373,192	125,481	50.66%
<b>Nonpersonnel</b>					
Contractual services	5,000	10,000	25,000	15,000	150.00%
Insurance and administration	-	5,000	5,500	500	10.00%
Materials and supplies	-	-	-	-	0.00%
Telecommunications and utilities	-	-	-	-	0.00%
Other operating expenses	-	16,900	16,925	25	0.15%
Total nonpersonnel	5,000	31,900	47,425	15,525	48.67%
Total operating expenses	\$ 250,644	\$ 279,610	\$ 420,617	\$ 141,006	50.43%

**Nonpersonnel details**

<b>Contractual services</b>					
Software subscriptions	\$ 5,000	\$ 10,000	\$ 25,000	\$ 15,000	150.00%
Total contractual services	5,000	10,000	25,000	15,000	150.00%
<b>Insurance and administration</b>					
Office Supplies and expense	-	5,000	5,500	500	10.00%
Total insurance and administration	-	5,000	5,500	500	10.00%
<b>Materials and supplies</b>					
	-	-	-	-	0.00%
<b>Telecommunications and utilities</b>					
	-	-	-	-	0.00%
<b>Other operating expenses</b>					
Legal advertising	-	10,000	10,000	-	0.00%
Training and conferences	-	4,500	4,375	(125)	-2.78%
Dues and memberships	-	2,400	2,550	150	6.25%
Total other operating expenses	-	16,900	16,925	25	0.15%
Total nonpersonnel	\$ 5,000	\$ 31,900	\$ 47,425	\$ 15,525	48.67%