



**ONTARIO INTERNATIONAL AIRPORT
AUTHORITY**

ADOPTED BUDGET

For the Year Ending June 30, 2021

(FYE 2021)

ONTARIO INTERNATIONAL AIRPORT AUTHORITY
ADOPTED BUDGET - FOR THE YEAR ENDING JUNE 30, 2021

	Budget			
	FY2020	FY 2021	Increase (Decrease)	
	Approved		\$	%
Aeronautical				
Landing fees	\$ 16,303,493	\$ 12,570,026	\$ (3,733,467)	-22.90%
Facility rentals	19,111,831	15,979,691	(3,132,140)	-16.39%
Land rentals	3,848,228	5,541,483	1,693,255	44.00%
Gate use and jet bridge fees	1,790,308	919,058	(871,250)	-48.66%
Plane parking	-	241,222	241,222	100.00%
Airline handling service fees	464,007	125,729	(338,278)	-72.90%
Operating grants	203,500	203,500	-	0.00%
Other aeronautical revenues	1,544,844	-	(1,544,844)	-100.00%
Total aeronautical	43,266,211	35,580,709	(7,685,502)	-17.76%
Nonaeronautical				
Auto parking	20,965,509	10,191,479	(10,774,030)	-51.39%
Rental cars	7,716,240	4,783,788	(2,932,452)	-38.00%
Food and beverage	1,417,641	881,328	(536,313)	-37.83%
News and gifts	830,438	705,836	(124,602)	-15.00%
Ground transportation	2,393,093	851,332	(1,541,761)	-64.43%
Advertising	512,538	362,172	(150,366)	-29.34%
Facility and land rentals - nonaeronautical	-	1,204,987	1,204,987	0.00%
Other	879,772	1,354,896	475,124	54.01%
Operating grants - CARES Act	-	15,584,000	15,584,000	100.00%
Total nonaeronautical	34,715,231	35,919,817	1,204,586	3.47%
Total operating revenues	77,981,442	71,500,526	(6,480,916)	-8.31%
Personnel				
Salaries, wages and overtime	6,117,493	5,712,259	(405,234)	-6.62%
Employee benefits and taxes	1,650,494	1,333,125	(317,369)	-19.23%
Total personnel	7,767,987	7,045,384	(722,603)	-9.30%
Nonpersonnel				
Public safety	21,225,995	16,474,453	(4,751,542)	-22.39%
Contractual services	26,743,941	25,138,138	(1,605,803)	-6.00%
Insurance and administration	1,415,500	1,484,506	69,006	4.88%
Materials and Supplies	1,870,476	2,064,941	194,465	10.40%
Telecommunications and utilities	4,874,500	5,457,000	582,500	11.95%
Other operating expenses	7,723,383	3,781,382	(3,942,001)	-51.04%
Total nonpersonnel	63,853,795	54,400,420	(9,453,375)	-14.80%
Total operating expenses	71,621,783	61,445,804	(10,175,979)	-14.21%
Net Income from operations	6,359,659	10,054,722	3,695,062	58.10%
Nonoperating Revenues				
Interest income	700,000	791,424	91,424	13.06%
Passenger facility charges	11,884,232	5,138,809	(6,745,423)	-56.76%
Customer facility charges	3,881,269	1,895,756	(1,985,513)	-51.16%
Total nonoperating revenues	16,465,501	7,825,989	(8,639,512)	-52.47%
Net income	22,825,160	17,880,711	(4,944,450)	-21.66%
Other Sources and Uses				
Debt service	21,393,073	11,166,068	(10,227,005)	-47.81%
Reserve balance (increase) decrease	1,432,087	611,012	(821,075)	-57.33%
Depreciation	2,081,445	5,502,601	3,421,156	164.36%
Total other sources and uses	24,906,605	17,279,681	(7,626,924)	-30.62%
Net increase (decrease)	\$ (2,081,445)	\$ 601,030	\$ 2,682,474	128.88%



OPERATING EXPENSE BUDGETS BY DIVISION

ADOPTED BUDGET

For the Year Ending June 30, 2021

**ONTARIO INTERNATIONAL AIRPORT AUTHORITY
ADOPTED BUDGET - FOR THE YEAR ENDING JUNE 30, 2021
OPERATING EXPENSE BUDGETS BY DIVISION**

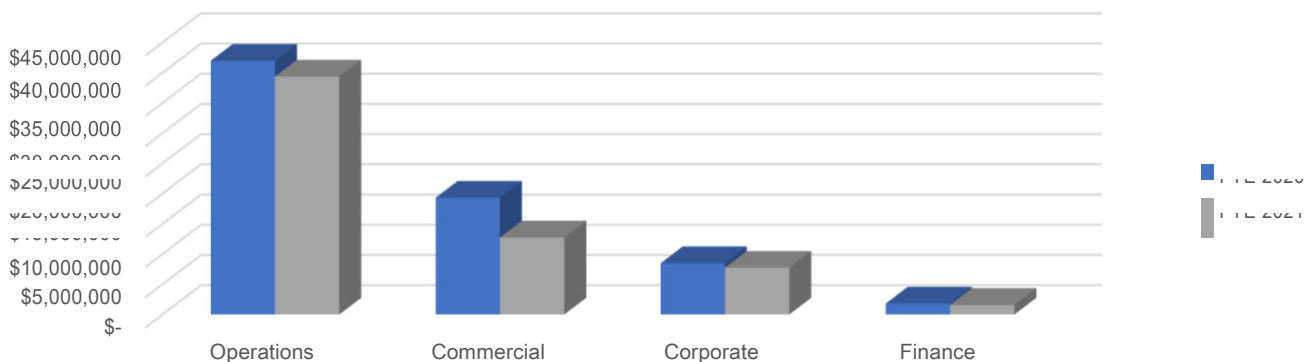
Adopted Budget FYE 2021

	Operations	Commercial	Corporate	Finance	Total
Personnel					
Salaries, wages and overtime	\$ 2,029,058	\$ 1,510,678	\$ 1,162,901	\$ 1,009,622	\$ 5,712,259
Employee benefits and taxes	527,175	314,429	229,767	261,754	1,333,124
Total personnel	2,556,233	1,825,107	1,392,668	1,271,376	7,045,384
Nonpersonnel					
Public safety	16,474,453	-	-	-	16,474,453
Contractual services	12,407,430	8,216,616	4,289,532	224,560	25,138,138
Insurance and administration	25,100	320,506	1,100,000	38,900	1,484,506
Materials and supplies	1,664,941	-	400,000	-	2,064,941
Telecommunications and utilities	5,157,000	-	300,000	-	5,457,000
Other operating expenses	1,096,400	2,378,242	250,000	56,740	3,781,382
Total nonpersonnel	36,825,324	10,915,364	6,339,532	320,200	54,400,420
Total operating expenses	\$ 39,381,557	\$ 12,740,471	\$ 7,732,200	\$ 1,591,576	\$ 61,445,804

Adopted Budget FYE 2020

	Operations	Commercial	Corporate	Finance	Total
Personnel					
Salaries, wages and overtime	\$ 2,007,144	\$ 1,799,339	\$ 1,113,051	\$ 1,197,958	\$ 6,117,493
Employee benefits and taxes	538,357	485,936	306,089	320,112	1,650,494
Total personnel	2,545,501	2,285,275	1,419,140	1,518,070	7,767,987
Nonpersonnel					
Public safety	21,225,995	-	-	-	21,225,995
Contractual services	10,715,821	10,842,420	4,985,700	200,000	26,743,941
Insurance and administration	-	261,500	1,059,000	95,000	1,415,500
Materials and supplies	1,477,476	-	393,000	-	1,870,476
Telecommunications and utilities	4,519,500	-	355,000	-	4,874,500
Other operating expenses	1,500,000	5,943,458	279,925	-	7,723,383
Total nonpersonnel	39,438,792	17,047,378	7,072,625	295,000	63,853,795
Total operating expenses	\$ 41,984,294	\$ 19,332,653	\$ 8,491,765	\$ 1,813,070	\$ 71,621,783

Operation Expense Budget by Division



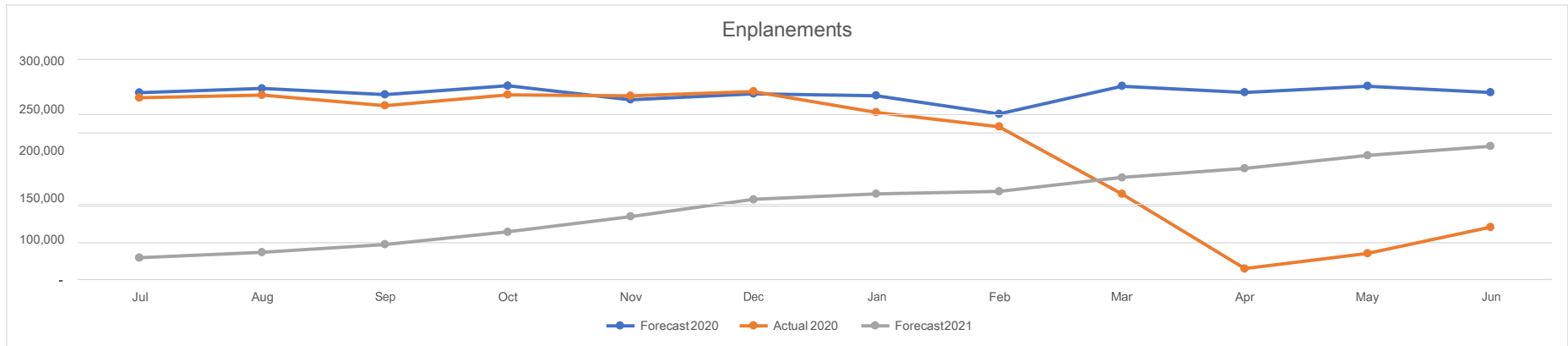


SELECTED STATISTICAL AND REVENUE DATA

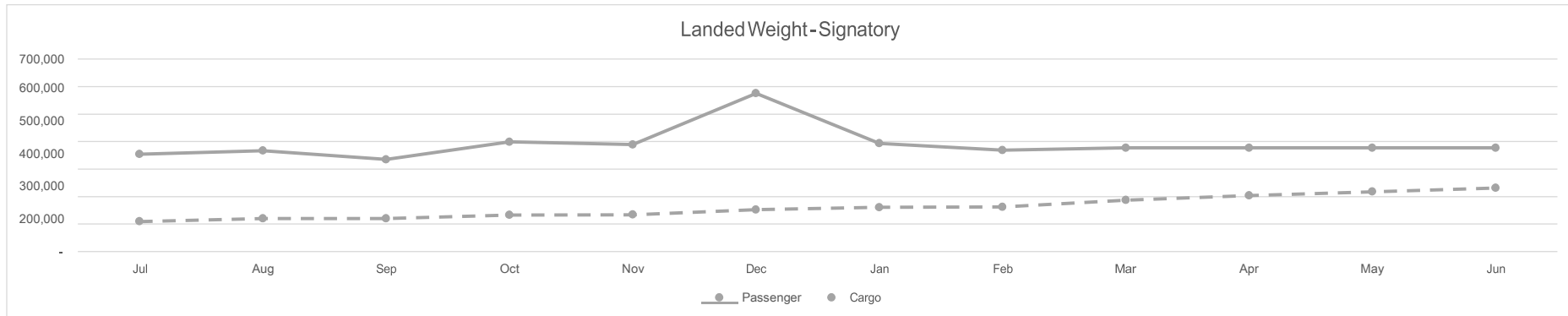
ADOPTED BUDGET

For the year Ending June 30, 2021

**ONTARIO INTERNATIONAL AIRPORT AUTHORITY
ADOPTED BUDGET - FOR THE YEAR ENDING JUNE 30, 2021
SELECTED STATISTICAL AND REVENUE DATA**

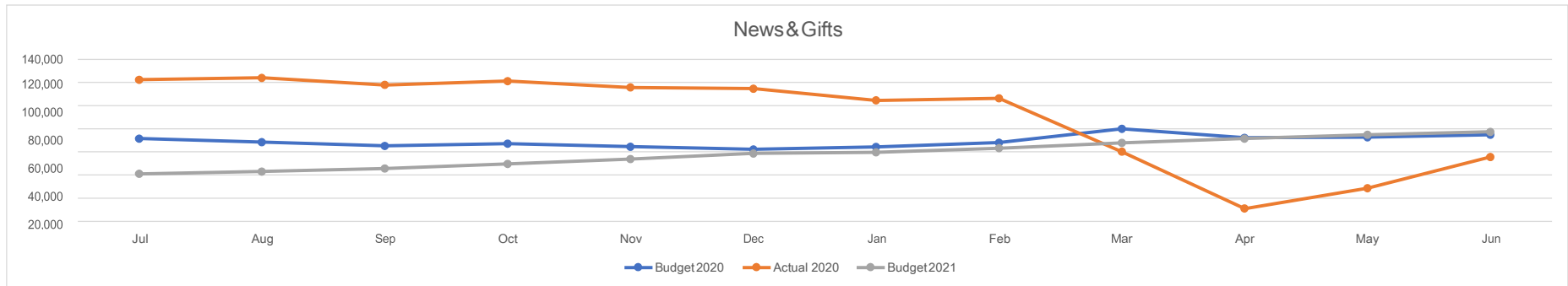


For the Fiscal Year Ending 2021													
Enplanements	Jul	Aug	Sep	Oct	Nov	Dec	Jan	Feb	Mar	Apr	May	Jun	Total
Forecast 2020	254,754	260,509	252,222	264,109	245,079	253,244	250,601	225,782	263,570	255,070	263,570	255,070	3,043,580
Actual 2020	247,598	251,367	236,929	251,749	250,491	256,173	227,679	208,377	116,622	14,494	35,326	71,253	2,168,058
Forecast 2021	29,462	37,022	47,470	64,754	85,697	109,068	116,745	119,889	138,985	151,295	168,975	181,554	1,250,916

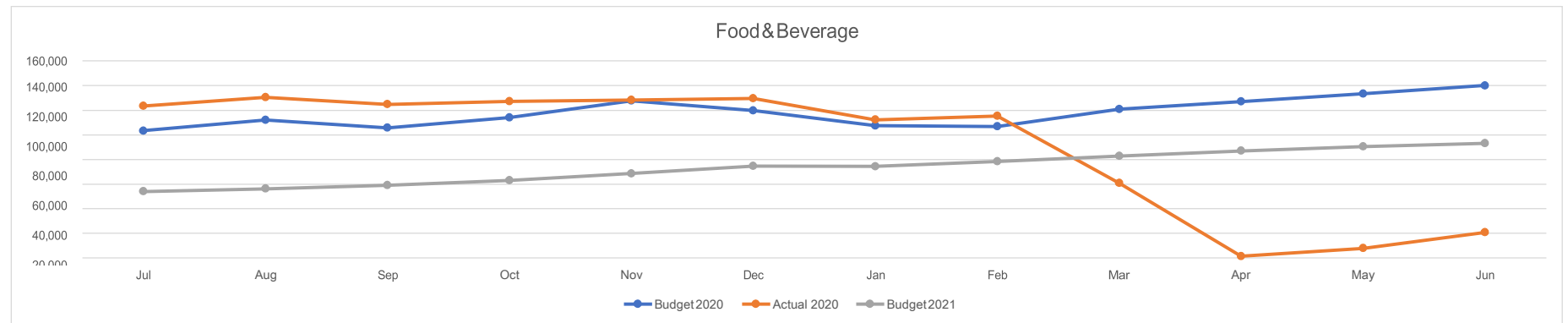


For the Fiscal Year Ending 2021														
Landed Weight	Jul	Aug	Sep	Oct	Nov	Dec	Jan	Feb	Mar	Apr	May	Jun	Total	%
Passenger	109,120	120,204	120,206	132,792	134,050	152,142	160,846	161,994	187,168	203,839	217,428	231,017	1,930,805	29.1%
Cargo	354,393	367,251	335,320	398,891	389,288	575,449	393,568	368,560	377,625	377,625	377,625	377,625	4,693,219	70.9%
	463,514	487,455	455,526	531,684	523,338	727,591	554,414	530,554	564,793	581,463	595,052	608,642	6,624,025	100.0%

Landing Fee														Rate
Passenger	\$ 200,782	\$ 221,175	\$ 221,180	\$ 244,338	\$ 246,651	\$ 279,941	\$ 295,956	\$ 298,069	\$ 344,389	\$ 375,063	\$ 400,067	\$ 425,071	\$ 3,552,682	1.84
Cargo	652,083	675,742	616,988	733,960	716,291	1,058,826	724,166	678,151	694,829	694,829	694,829	694,829	8,635,523	1.84
	\$ 852,865	\$ 896,917	\$ 838,168	\$ 978,298	\$ 962,942	\$ 1,338,767	\$ 1,020,122	\$ 976,220	\$ 1,039,218	\$ 1,069,892	\$ 1,094,897	\$ 1,119,901	\$ 12,188,205	

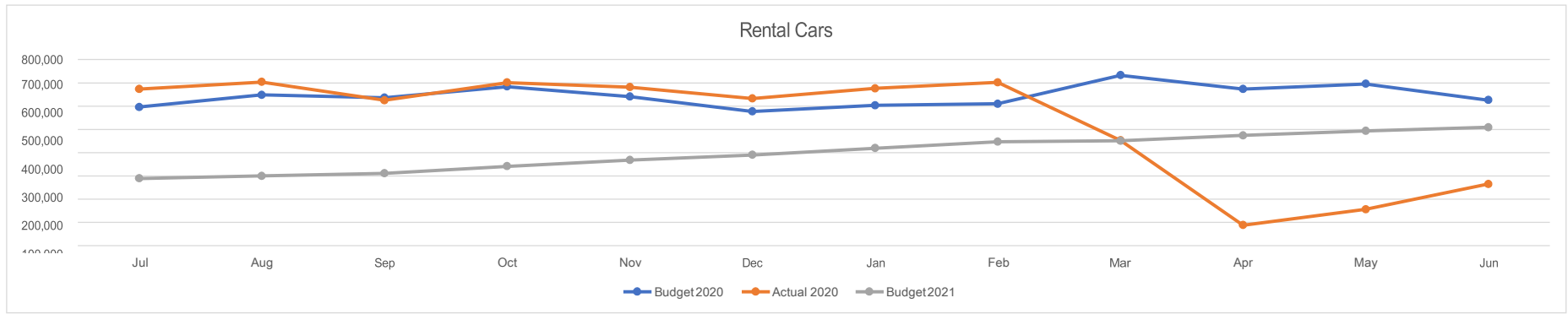


For the Fiscal Year Ending 2021													
	Jul	Aug	Sep	Oct	Nov	Dec	Jan	Feb	Mar	Apr	May	Jun	Total
Budget 2020	71,563	68,377	65,109	67,000	64,430	62,198	64,252	68,019	79,959	72,183	72,650	74,699	830,438
Actual 2020	122,372	123,976	117,777	121,169	115,691	114,677	104,467	106,242	60,171	11,067	28,533	55,542	1,081,684
Budget 2021	41,120	42,953	45,602	49,490	53,696	58,699	59,647	63,202	67,735	71,584	74,777	77,332	705,835

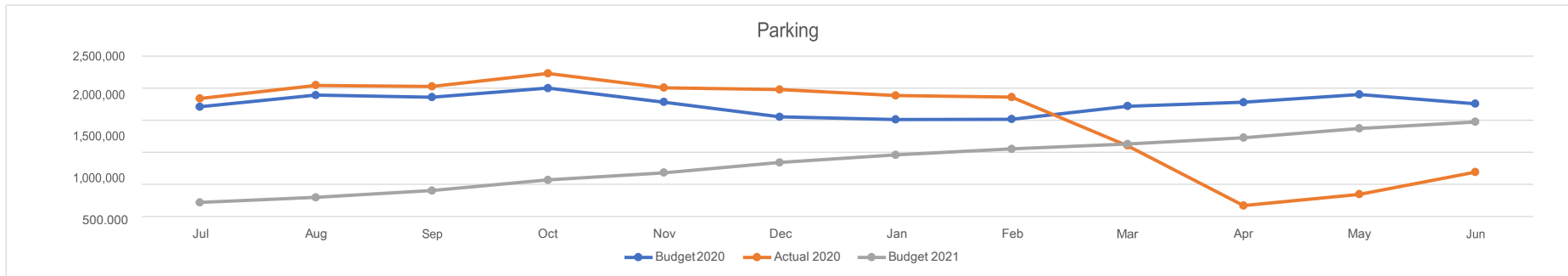


For the Fiscal Year Ending 2021													
	Jul	Aug	Sep	Oct	Nov	Dec	Jan	Feb	Mar	Apr	May	Jun	Total
Budget 2020	103,311	112,037	105,551	114,090	127,734	119,683	107,403	106,652	120,920	126,966	133,314	139,980	1,417,641
Actual 2020	123,381	130,467	124,829	127,226	128,340	129,630	112,342	115,264	60,820	1,209	7,778	20,810	1,082,095
Budget 2021	53,904	56,153	59,028	62,994	68,585	74,658	74,313	78,416	82,838	86,958	90,375	93,110	881,332

**ONTARIO INTERNATIONAL AIRPORT AUTHORITY
ADOPTED BUDGET - FOR THE YEAR ENDING JUNE 30, 2021
SELECTED STATISTICAL AND REVENUE DATA**

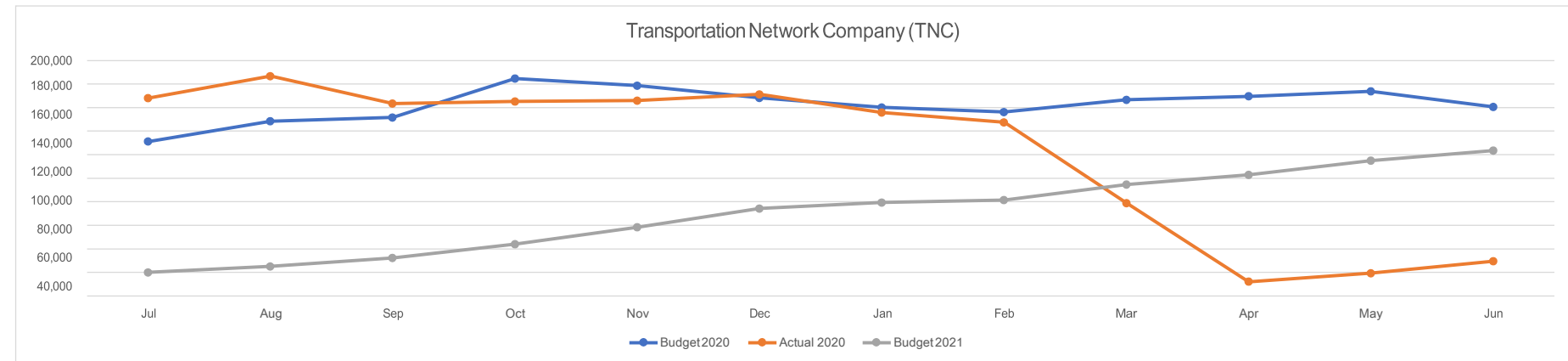


For the Fiscal Year Ending 2021													
	Jul	Aug	Sep	Oct	Nov	Dec	Jan	Feb	Mar	Apr	May	Jun	Total
Budget 2020	595,520	648,100	635,520	683,400	640,180	576,200	602,620	609,540	732,140	672,740	695,060	625,220	7,716,240
Actual 2020	673,177	703,082	624,880	701,262	681,261	632,274	676,040	701,669	452,152	87,204	154,931	264,284	6,352,216
Budget 2021	287,831	299,278	310,518	340,309	367,433	388,960	418,688	446,180	450,311	473,485	492,708	508,087	4,783,787



For the Fiscal Year Ending 2021

	Jul	Aug	Sep	Oct	Nov	Dec	Jan	Feb	Mar	Apr	May	Jun	Total
Budget 2020	1,707,669	1,890,171	1,858,016	2,000,203	1,780,742	1,551,422	1,510,679	1,513,712	1,717,385	1,779,727	1,900,240	1,755,544	20,965,510
Actual 2020	1,839,177	2,045,146	2,024,547	2,229,703	2,006,715	1,978,565	1,886,336	1,858,935	1,102,836	168,001	343,114	689,016	18,172,090
Budget 2021	214,225	294,821	401,634	565,717	678,405	836,896	956,632	1,049,951	1,126,354	1,226,112	1,369,398	1,471,334	10,191,479



For the Fiscal Year Ending 2021

	Jul	Aug	Sep	Oct	Nov	Dec	Jan	Feb	Mar	Apr	May	Jun	Total
Budget 2020	131,247	148,330	151,508	184,562	178,516	168,183	160,023	156,279	166,651	169,453	173,732	160,609	1,949,093
Actual 2020	168,024	186,740	163,324	165,224	165,928	171,108	155,644	147,364	78,920	12,160	19,296	29,400	1,463,132
Budget 2021	20,034	25,175	32,280	44,033	58,274	74,166	79,387	81,525	94,510	102,881	114,903	123,457	850,625



PERSONNEL DETAILS
ADOPTED BUDGET
For the Year Ending June 30, 2021

**ONTARIO INTERNATIONAL AIRPORT AUTHORITY
ADOPTED BUDGET - FOR THE YEAR ENDING JUNE 30, 2021
SUMMARY OF PERSONNEL EXPENSES BY DIVISION AND POSITION**



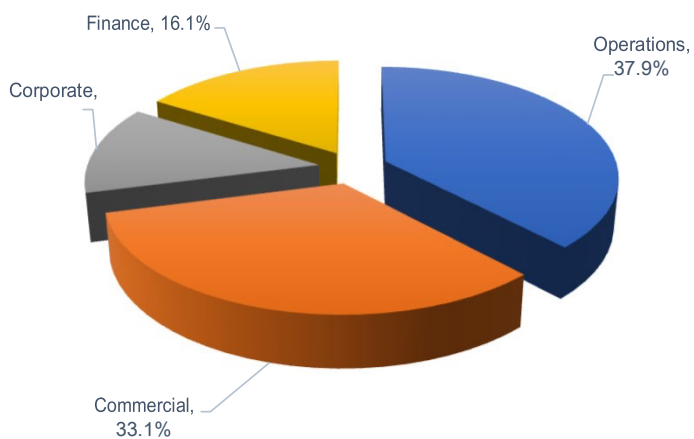
Full-time Equivalents (FTE's)

Division	Adopted Budget 2020	New Position	Position Eliminated	Amended 2020 Budget	Position Eliminated	Budget 2021	Increase (Decrease)
Operations	21.50	2.00	0.00	23.50		23.50	0.00
Commercial	22.00	3.00	-1.50	23.50	-3.00	20.50	-3.00
Corporate	7.50	0.50	0.00	8.00		8.00	0.00
Finance	12.00	0.00	-2.00	10.00		10.00	0.00
Total	63.00	5.50	-3.50	65.00	-3.00	62.00	-3.00

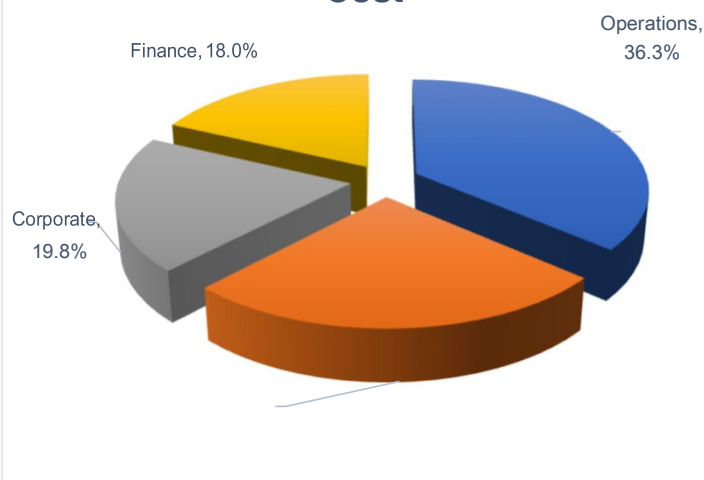
Personnel Budget FYE 2021

Division	Total Personnel FYE 2020	Total Personnel FYE 2021	% of Total Personnel	Salary	Benefits
Operations	\$ 2,545,501	\$ 2,556,233	36.3%	\$ 2,029,058	\$ 527,175
Commercial	2,285,275	1,825,107	25.9%	1,510,678	314,429
Corporate	1,419,140	1,392,668	19.8%	1,162,901	229,767
Finance	1,518,070	1,271,376	18.0%	1,009,622	261,754
Total	\$ 7,767,986	\$ 7,045,384	100.0%	\$ 5,712,259	\$ 1,333,125

Percent of 2021 Budgeted FTE's



Percent of 2021 Budgeted Personnel Cost



ONTARIO INTERNATIONAL AIRPORT AUTHORITY
ADOPTED BUDGET - FOR THE YEAR ENDING JUNE 30, 2021
SUMMARY OF PERSONNEL EXPENSES BY DIVISION AND POSITION



Division	Full-time Equivalents (FTE's)						Increase (Decrease)
	Adopted Budget 2020	New Position	Position Eliminated	Amended 2020 Budget	Position Eliminated	Budget 2021	
Operations							
Field Manager	1.00			1.00		1.00	0.00
Heavy Equipment Mechanic	1.00			1.00		1.00	0.00
Equipment Mechanic	1.00			1.00		1.00	0.00
Heavy Equipment Mechanic	1.00			1.00		1.00	0.00
Facilities Supervisor	1.00			1.00		1.00	0.00
Office Assistant (PT)	0.00	0.50		0.50		0.50	0.00
Office Assistant	0.00			0.00		0.00	0.00
ADA Coordinator (PT)	0.50			0.50		0.50	0.00
Chief Operating Officer	1.00			1.00		1.00	0.00
Administrative Assistant	0.00	1.00		1.00		1.00	0.00
Director of Program Management	1.00			1.00		1.00	0.00
Director of Planning	1.00			1.00		1.00	0.00
Program Manager	1.00			1.00		1.00	0.00
Airport Compliance Coordinator	1.00			1.00		1.00	0.00
Administrative Intern (PT)	0.00	0.50		0.50		0.50	0.00
Management Analyst	1.00			1.00		1.00	0.00
Emergency Manager	1.00			1.00		1.00	0.00
Environmental Manager	0.00	1.00		1.00		1.00	0.00
Airport Security Manager	1.00			1.00		1.00	0.00
Airport Security Supervisor	1.00			1.00		1.00	0.00
Airport Training Coordinator	1.00			1.00		1.00	0.00
Airport Badging Specialist I	1.00			1.00		1.00	0.00
Airport Badging Specialist II	2.00			2.00		2.00	0.00
Airport Badging Specialist III	1.00			1.00		1.00	0.00
Security Specialist I/II	1.00			1.00		1.00	0.00
Airport Security Specialist	0.00			0.00		0.00	0.00
Overtime	0.00			0.00		0.00	0.00
Temp	1.00	-1.00		0.00		0.00	0.00
Total operations	21.50	2.00	0.00	23.50	0.00	23.50	0.00

ONTARIO INTERNATIONAL AIRPORT AUTHORITY
ADOPTED BUDGET - FOR THE YEAR ENDING JUNE 30, 2021
SUMMARY OF PERSONNEL EXPENSES BY DIVISION AND POSITION



Division	Full-time Equivalents (FTE's)						Increase (Decrease)
	Adopted Budget 2020	New Position	Position Eliminated	Amended 2020 Budget	Position Eliminated	Budget 2021	
Commercial							
Chief Commercial Officer	1.00			1.00		1.00	0.00
Administrative Assistant	1.00			1.00		1.00	0.00
Commercial Manager	2.00			2.00		2.00	0.00
Ground Transportation Specialist	1.00			1.00		1.00	0.00
Management Analyst	0.00	1.00		1.00		1.00	0.00
Director of Customer Experience	1.00			1.00	-1.00	0.00	-1.00
Terminal Manager	1.00			1.00		1.00	0.00
Director of Marketing and Communications	1.00			1.00		1.00	0.00
Digital Content Manager	1.00			1.00		1.00	0.00
Director of Digital Media	1.00			1.00		1.00	0.00
Digital Creative Specialist	1.00	1.00		2.00	-1.00	1.00	-1.00
Film Services Manager	1.00			1.00	-1.00	0.00	-1.00
Community Engagement Specialist	1.00	1.00		2.00		2.00	0.00
Community Engagement Manager	1.00			1.00		1.00	0.00
Marketing Specialist	1.00			1.00		1.00	0.00
Communications Specialist	1.00			1.00		1.00	0.00
Digital Engagement Representative (PT)	0.50			0.50		0.50	0.00
Community Engagement Representative	0.50		-0.50	0.00		0.00	0.00
Customer Experience Specialist	4.00			4.00		4.00	0.00
Temp	1.00		-1.00	0.00		0.00	0.00
Total commercial	22.00	3.00	-1.50	23.50	-3.00	20.50	-3.00

ONTARIO INTERNATIONAL AIRPORT AUTHORITY
ADOPTED BUDGET - FOR THE YEAR ENDING JUNE 30, 2021
SUMMARY OF PERSONNEL EXPENSES BY DIVISION AND POSITION



Full-time Equivalents (FTE's)							
Division	Adopted Budget 2020	New Position	Position Eliminated	Amended 2020 Budget	Position Eliminated	Budget 2021	Increase (Decrease)
Corporate							
Chief Executive Officer	1.00			1.00		1.00	0.00
Deputy Chief Executive Director	1.00			1.00		1.00	0.00
Chief Innovation Officer	0.00			0.00		0.00	0.00
Executive Assistant to the CEO	1.00			1.00		1.00	0.00
Executive Assistant	1.00			1.00		1.00	0.00
Board Clerk	1.00			1.00		1.00	0.00
Document Management Specialist	0.50	0.50		1.00		1.00	0.00
Receptionist	1.00			1.00		1.00	0.00
Internal Audit and Special Projects Manager	1.00			1.00		1.00	0.00
Total corporate	7.50	0.50	0.00	8.00	0.00	8.00	0.00

ONTARIO INTERNATIONAL AIRPORT AUTHORITY
ADOPTED BUDGET - FOR THE YEAR ENDING JUNE 30, 2021
SUMMARY OF PERSONNEL EXPENSES BY DIVISION AND POSITION



Division	Full-time Equivalents (FTE's)						Increase (Decrease)
	Adopted Budget 2020	New Position	Position Eliminated	Amended 2020 Budget	Position Eliminated	Budget 2021	
Finance							
Chief Financial Officer	1.00			1.00		1.00	0.00
Director of Financial Reporting & Accounting	1.00			1.00		1.00	0.00
Accounts Receivable Specialist	1.00			1.00		1.00	0.00
Accounting Clerk II	2.00		-2.00	0.00		0.00	0.00
Accounts Payable Specialist	1.00			1.00		1.00	0.00
Payroll Specialist	1.00			1.00		1.00	0.00
Administrative Assistant	1.00			1.00		1.00	0.00
Office Assistant	0.00	1.00		1.00		1.00	0.00
Temp	1.00	-1.00		0.00		0.00	0.00
Financial Analyst	1.00			1.00		1.00	0.00
Procurement Manager	1.00			1.00		1.00	0.00
Procurement Specialist	1.00			1.00		1.00	0.00
Total finance	12.00	0.00	-2.00	10.00	0.00	10.00	0.00
Total OIAA	63.00	5.50	(3.50)	65.00	(3.00)	62.00	(3.00)

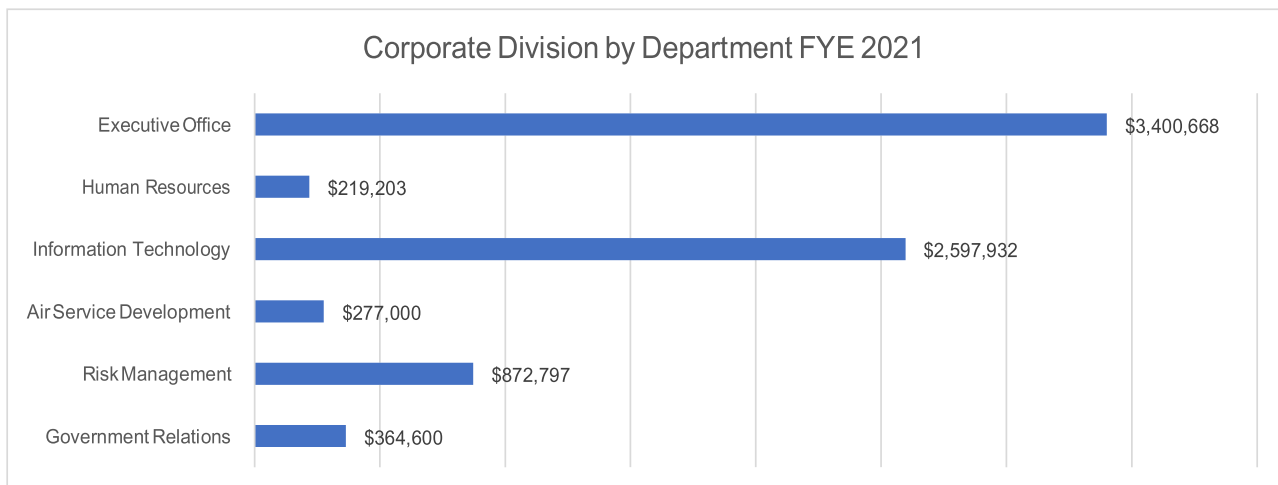


CORPORATE DIVISION
ADOPTED BUDGET
For the Year Ending June 30, 2021

**ONTARIO INTERNATIONAL AIRPORT AUTHORITY
ADOPTED BUDGET FOR THE YEAR ENDING JUNE 30, 2021
CORPORATE DIVISION**



	Budget			
	Approved FY2020	FY 2021	Increase (Decrease)	
			\$	%
Personnel				
Salaries, wages and overtime	\$ 1,113,051	\$ 1,162,901	\$ 49,850	4.48%
Employee benefits and taxes	306,089	229,767	(76,322)	-24.93%
Total personnel	1,419,140	1,392,668	(26,472)	-1.87%
Nonpersonnel				
Public safety	-	-	-	0.00%
Contractual services	4,985,700	4,289,532	(696,168)	-13.96%
Insurance and administration	1,059,000	1,100,000	41,000	3.87%
Materials and supplies	393,000	400,000	7,000	1.78%
Telecommunications and utilities	355,000	300,000	(55,000)	-15.49%
Other operating expenses	279,925	250,000	(29,925)	-10.69%
Total nonpersonnel	7,072,625	6,339,532	(733,093)	-10.37%
Total operating expenses	\$ 8,491,765	\$ 7,732,200	\$ (759,565)	-8.94%



ONTARIO INTERNATIONAL AIRPORT AUTHORITY
ADOPTED BUDGET FOR THE YEAR ENDING JUNE 30, 2021
CORPORATE DIVISION



EXECUTIVE OFFICE

	Budget			
	Approved FY2020	FY 2021	Increase (Decrease)	
			\$	%
Personnel				
Salaries, wages and overtime	\$ 1,129,001	\$ 1,162,901	\$ 33,901	3.00%
Employee benefits and taxes	217,800	229,767	11,967	5.49%
Total personnel	1,346,801	1,392,668	45,867	3.41%
Nonpersonnel				
Contractual services	2,115,000	1,855,000	(260,000)	-12.29%
Insurance and administration	60,000	60,000	-	0.00%
Materials and supplies	-	-	-	0.00%
Telecommunications and utilities	-	-	-	0.00%
Other operating expenses	264,925	93,000	(171,925)	-64.90%
Total nonpersonnel	2,439,925	2,008,000	(431,925)	-17.70%
Total operating expenses	\$ 3,786,726	\$ 3,400,668	\$ (386,058)	-10.20%

Nonpersonnel details

Contractual services				
Aviation consulting	\$ 265,000	\$ 250,000	\$ (15,000)	-5.66%
Business and economic development	240,000	240,000	-	0.00%
Operational consulting	240,000	245,000	5,000	2.08%
Other management services	350,000	240,000	(110,000)	-31.43%
Legal	1,000,000	860,000	(140,000)	-14.00%
Internal audit	20,000	20,000	-	0.00%
Total contractual services	2,115,000	1,855,000	(260,000)	-12.29%
Insurance and administration				
Commissioners stipends	60,000	60,000	-	0.00%
Office supplies and expense	-	-	-	0.00%
Total insurance and administration	60,000	60,000	-	0.00%
Materials and supplies	-	-	-	0.00%
Telecommunications and utilities	-	-	-	0.00%
Other operating expenses				
Training and conferences, including travel	194,100	25,000	(169,100)	-87.12%
Business and employee events	10,000	20,000	10,000	100.00%
Dues and memberships	60,825	48,000	(12,825)	-21.09%
Total other operating expenses	264,925	93,000	(171,925)	-64.90%
Total nonpersonnel	\$ 2,439,925	\$ 2,008,000	\$ (431,925)	-17.70%

ONTARIO INTERNATIONAL AIRPORT AUTHORITY
ADOPTED BUDGET FOR THE YEAR ENDING JUNE 30, 2021
CORPORATE DIVISION



HUMAN RESOURCES

	Budget			
	Approved FY2020	FY 2021	Increase (Decrease)	
			\$	%
Personnel				
Salaries, wages and overtime	\$ -	\$ -	\$ -	0.00%
Employee benefits and taxes	-	-	-	0.00%
Total personnel	-	-	-	0.00%
Nonpersonnel				
Contractual services	-	-	-	0.00%
Insurance and administration	200,000	167,203	(32,797)	-16.40%
Materials and supplies	-	-	-	0.00%
Telecommunications and utilities	-	-	-	0.00%
Other operating expenses	-	52,000	52,000	100.00%
Total nonpersonnel	200,000	219,203	19,203	9.60%
Total operating expenses	\$ 200,000	\$ 219,203	\$ 19,203	9.60%

Nonpersonnel details

Contractual services	-	-	-	0.00%
Insurance and administration				
City of Ontario	\$ 200,000	\$ 167,203	\$ (32,797)	-16.40%
Total Insurance and administration	200,000	167,203	(32,797)	-16.40%
Materials and supplies				
Recruitment and other	-	-	-	100.00%
Total materials and supplies	-	-	-	100.00%
Telecommunications and utilities	-	-	-	0.00%
Other operating expenses				
Training and conferences, including travel	-	52,000	52,000	100.00%
Dues and memberships	-	-	-	0.00%
Total other operating expenses	-	52,000	52,000	100.00%
Total nonpersonnel	\$ 200,000	\$ 219,203	\$ 19,203	9.60%

ONTARIO INTERNATIONAL AIRPORT AUTHORITY
ADOPTED BUDGET FOR THE YEAR ENDING JUNE 30, 2021
CORPORATE DIVISION



INFORMATION TECHNOLOGY

	Budget			
	Approved FY2020	FY 2021	Increase (Decrease)	
			\$	%
Personnel				
Salaries, wages and overtime	\$ -	\$ -	\$ -	0.00%
Employee benefits and taxes	-	-	-	0.00%
Total personnel	-	-	-	0.00%
Nonpersonnel				
Contractual services	2,054,700	1,892,932	(161,768)	-7.87%
Insurance and administration	-	-	-	0.00%
Materials and supplies	393,000	400,000	7,000	1.78%
Telecommunications and utilities	355,000	300,000	(55,000)	-15.49%
Other operating expenses	15,000	5,000	(10,000)	-66.67%
Total nonpersonnel	2,817,700	2,597,932	(219,768)	-7.80%
Total operating expenses	\$ 2,817,700	\$ 2,597,932	\$ (219,768)	-7.80%

Nonpersonnel details

Contractual services				
City of Ontario staffing	\$ 1,100,000	\$ 953,012	\$ (146,988)	-13.36%
Software subscriptions:				
Workday ERP	300,000	300,000	-	0.00%
Office 365	70,000	70,000	-	0.00%
Operating and security systems	183,720	183,720	-	0.00%
Other applications	58,200	58,200	-	0.00%
Cabling	200,000	200,000	-	0.00%
Operating and security services	78,000	78,000	-	0.00%
Other	64,780	50,000	(14,780)	-22.82%
Total contractual services	2,054,700	1,892,932	(161,768)	-7.87%
Insurance and administration	-	-	-	0.00%
Materials and supplies				
Network systems	275,000	250,000	(25,000)	-9.09%
Passenger systems	67,000	102,000	35,000	52.24%
Radios	10,000	7,000	(3,000)	-30.00%
Laptops, printers and peripherals	36,000	36,000	-	0.00%
Other systems	5,000	5,000	-	0.00%
Total materials and supplies	393,000	400,000	7,000	1.78%
Telecommunications and utilities				
Internet service provider	52,000	52,000	-	0.00%
Telecommunication and data lines	263,000	214,000	(49,000)	-18.63%
Cellular	37,000	30,000	(7,000)	-18.92%
Other	3,000	4,000	1,000	33.33%
Total telecommunications and utilities	355,000	300,000	(55,000)	-15.49%
Other operating expenses				
Training and conferences, including travel	15,000	5,000	(10,000)	-66.67%
Total other operating expenses	15,000	5,000	(10,000)	-66.67%
Total nonpersonnel	\$ 2,817,700	\$ 2,597,932	\$ (219,768)	-7.80%

ONTARIO INTERNATIONAL AIRPORT AUTHORITY
ADOPTED BUDGET FOR THE YEAR ENDING JUNE 30, 2021
CORPORATE DIVISION



AIR SERVICE DEVELOPMENT

	Budget			
	Approved FY2020	FY 2021	Increase (Decrease)	
			\$	%
Personnel				
Salaries, wages and overtime	\$ -	\$ -	\$ -	0.00%
Employee benefits and taxes	-	-	-	0.00%
Total personnel	-	-	-	0.00%
Nonpersonnel				
Contractual services	622,000	202,000	(420,000)	-67.52%
Insurance and administration	-	-	-	0.00%
Materials and supplies	-	-	-	0.00%
Telecommunications and utilities	-	-	-	0.00%
Other operating expenses	-	75,000	75,000	100.00%
Total nonpersonnel	622,000	277,000	(345,000)	-55.47%
Total operating expenses	\$ 622,000	\$ 277,000	\$ (345,000)	-55.47%

Nonpersonnel details

Contractual services				
Air service development	\$ 500,000	\$ 145,000	\$ (355,000)	-71.00%
Aviation forecasts and other	122,000	57,000	(65,000)	-53.28%
Total contractual services	622,000	202,000	(420,000)	-67.52%
Insurance and administration	-	-	-	0.00%
Materials and supplies	-	-	-	0.00%
Telecommunications and utilities	-	-	-	0.00%
Other operating expenses				
Training and conferences, including travel	-	25,000	25,000	100.00%
Travel, other	-	50,000	50,000	100.00%
Total other operating expenses	-	75,000	75,000	100.00%
Total nonpersonnel	\$ 622,000	\$ 277,000	\$ (345,000)	-55.47%

**ONTARIO INTERNATIONAL AIRPORT AUTHORITY
ADOPTED BUDGET FOR THE YEAR ENDING JUNE 30, 2021
CORPORATE DIVISION**

RISK MANAGEMENT

	Budget			
	Approved FY2020	FY 2021	Increase (Decrease)	
			\$	%
Personnel				
Salaries, wages and overtime	\$ -	\$ -	\$ -	0.00%
Employee benefits and taxes	-	-	-	0.00%
Total personnel	-	-	-	0.00%
Nonpersonnel				
Contractual services	144,000	-	(144,000)	-100.00%
Insurance and administration	799,000	872,797	73,797	9.24%
Materials and supplies	-	-	-	0.00%
Telecommunications and utilities	-	-	-	0.00%
Other operating expenses	-	-	-	0.00%
Total nonpersonnel	943,000	872,797	(70,203)	-7.44%
Total operating expenses	\$ 943,000	\$ 872,797	\$ (70,203)	-7.44%

Nonpersonnel details

Contractual services				
Risk manager	\$ 144,000	\$ -	\$ (144,000)	-100.00%
Total contractual services	144,000	-	(144,000)	-100.00%
Insurance and administration				
Aviation liability	109,000	134,000	25,000	22.94%
Property	212,000	280,000	68,000	32.08%
Earthquake	227,000	251,000	24,000	10.57%
Worker's compensation	130,000	120,797	(9,203)	-7.08%
Vehicle	5,500	45,000	39,500	718.18%
Other	115,500	42,000	(73,500)	-63.64%
Total insurance and administration	799,000	872,797	73,797	9.24%
Materials and supplies	-	-	-	0.00%
Telecommunications and utilities	-	-	-	0.00%
Other operating expenses	-	-	-	0.00%
Total nonpersonnel	\$ 943,000	\$ 872,797	\$ (70,203)	-7.44%

GOVERNMENT RELATIONS

	Budget			
	Approved FY2020	FY 2021	Increase (Decrease)	
			\$	%
Personnel				
Salaries, wages and overtime	\$ -	\$ -	\$ -	0.00%
Employee benefits and taxes	-	-	-	0.00%
Total personnel	-	-	-	0.00%
Nonpersonnel				
Contractual services	50,000	339,600	289,600	579.20%
Insurance and administration	-	-	-	0.00%
Materials and supplies	-	-	-	0.00%
Telecommunications and utilities	-	-	-	0.00%
Other operating expenses	-	25,000	25,000	100.00%
Total nonpersonnel	50,000	364,600	314,600	629.20%
Total operating expenses	\$ 50,000	\$ 364,600	\$ 314,600	629.20%

Nonpersonnel details

Contractual services				
Lobbyist	\$ 50,000	\$ 339,600	\$ 289,600	579.20%
Total contractual services	50,000	339,600	289,600	579.20%
Materials and supplies	-	-	-	0.00%
Telecommunications and utilities	-	-	-	0.00%
Other operating expenses				
Travel, other	0	25,000	25,000	100.00%
Total other operating expenses	-	25,000	25,000	100.00%
Total nonpersonnel	\$ 50,000	\$ 364,600	\$ 314,600	629.20%

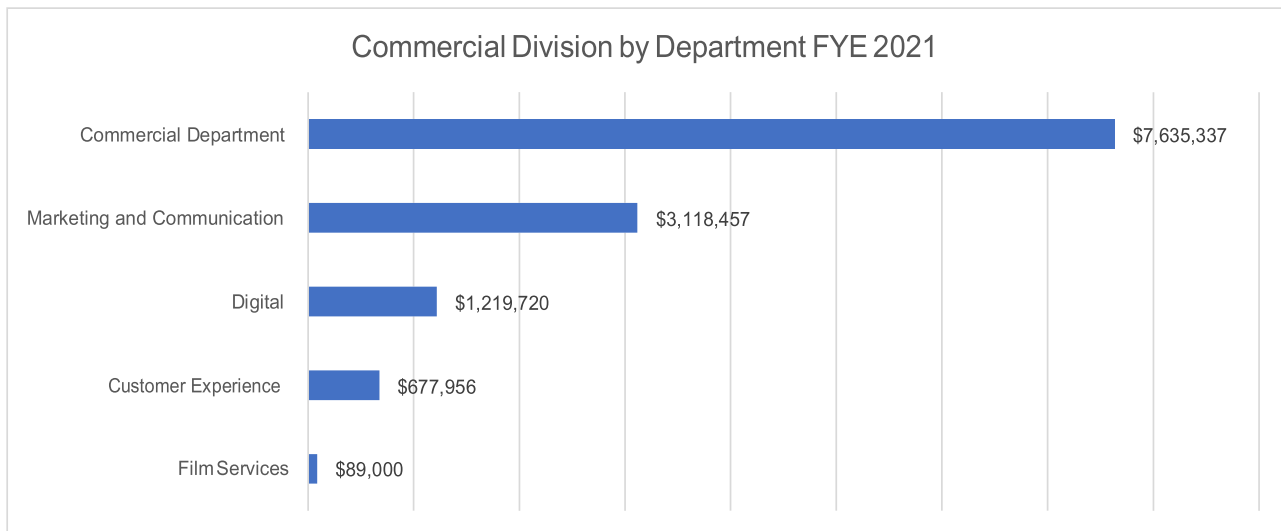


COMMERCIAL DIVISION
ADOPTED BUDGET
For the Year Ending June 30, 2021

**ONTARIO INTERNATIONAL AIRPORT AUTHORITY
ADOPTED BUDGET FOR THE YEAR ENDING JUNE 30, 2021
COMMERCIAL DIVISION**



	Budget			
	Approved	FY 2021	Increase (Decrease)	
	FY2020		\$	%
Personnel				
Salaries, wages and overtime	\$ 1,799,339	\$ 1,510,678	\$ (288,661)	-16.04%
Employee benefits and taxes	485,936	314,429	(171,507)	-35.29%
Total personnel	2,285,275	1,825,107	(460,169)	-20.14%
Nonpersonnel				
Public safety	-	-	-	0.00%
Contractual services	10,842,420	8,216,616	(2,625,804)	-24.22%
Insurance and administration	261,500	320,506	59,006	22.56%
Materials and supplies	-	-	-	100.00%
Other operating expenses	5,943,458	2,378,242	(3,565,216)	-59.99%
Total nonpersonnel	17,047,378	10,915,364	(6,132,014)	-35.97%
Total operating expenses	\$ 19,332,653	\$ 12,740,471	\$ (6,592,183)	-34.10%



ONTARIO INTERNATIONAL AIRPORT AUTHORITY
ADOPTED BUDGET FOR THE YEAR ENDING JUNE 30, 2021
COMMERCIAL DIVISION



COMMERCIAL DEPARTMENT

Budget

	Approved FY2020	FY 2021	Increase (Decrease)	
			\$	%
Personnel				
Salaries, wages and overtime	\$ 474,387	\$ 590,561	\$ 116,173	24.49%
Employee benefits and taxes	102,978	121,023	18,045	17.52%
Total personnel	577,366	711,584	134,218	23.25%
Nonpersonnel				
Contractual services	9,730,000	6,603,556	(3,126,444)	-32.13%
Insurance and administration	260,000	306,600	46,600	17.92%
Materials and supplies	-	-	-	0.00%
Other operating expenses	-	13,597	13,597	100.00%
Total nonpersonnel	9,990,000	6,923,753	(3,066,247)	-30.69%
Total operating expenses	\$ 10,567,366	\$ 7,635,337	\$ (2,932,029)	-27.75%

Nonpersonnel details

Contractual services				
Appraisals and real estate consulting	\$ 100,000	\$ 110,000	\$ 10,000	10.00%
Commercial development and support	350,000	200,000	(150,000)	-42.86%
Parking staffing and management	6,642,000	4,370,000	(2,272,000)	-34.21%
Shuttle and transportation services	1,920,000	1,450,000	(470,000)	-24.48%
Luggage cart equipment and services	168,000	168,000	-	0.00%
Merchant fees	550,000	280,556	(269,444)	-48.99%
Other	-	25,000	25,000	100.00%
Total contractual services	9,730,000	6,603,556	(3,126,444)	-32.13%
Insurance and administration				
California Commerce Center fees	260,000	300,000	40,000	15.38%
Office supplies and expense		6,600	6,600	100.00%
Total insurance and administration	260,000	306,600	46,600	17.92%
Materials and supplies	-	-	-	0.00%
Telecommunications and utilities	-	-	-	0.00%
Other operating expenses				
Training and conferences, including travel	-	12,597	12,597	100.00%
Dues and memberships	-	1,000	1,000	100.00%
Total other operating expenses	-	13,597	13,597	100.00%
Total nonpersonnel	\$ 9,990,000	\$ 6,923,753	\$ (3,066,247)	-30.69%

ONTARIO INTERNATIONAL AIRPORT AUTHORITY
ADOPTED BUDGET FOR THE YEAR ENDING JUNE 30, 2021
COMMERCIAL DIVISION



MARKETING AND COMMUNICATION

	Budget			
	Approved FY2020	FY 2021	Increase (Decrease)	
			\$	%
Personnel				
Salaries, wages and overtime	\$ 422,353	\$ 327,100	\$ (95,253)	-22.55%
Employee benefits and taxes	68,340	63,912	(4,428)	-6.48%
Total personnel	490,693	391,012	(99,681)	-20.31%
Nonpersonnel				
Contractual services	676,120	436,000	(240,120)	-35.51%
Insurance and administration	-	7,000	7,000	100.00%
Materials and supplies	-	-	-	0.00%
Other operating expenses	5,848,458	2,284,445	(3,564,013)	-60.94%
Total nonpersonnel	6,524,578	2,727,445	(3,797,133)	-58.20%
Total operating expenses	\$ 7,015,271	\$ 3,118,457	\$ (3,896,814)	-55.55%

Nonpersonnel details

Contractual services				
Advertising agency services	\$ 120,000	\$ 150,000	\$ 30,000	25.00%
Video production and marketing support	450,000	250,000	(200,000)	-44.44%
Other	106,120	36,000	(70,120)	-66.08%
Total contractual services	676,120	436,000	(240,120)	-35.51%
Insurance and administration				
Office supplies and expense	-	7,000	7,000	100.00%
Total insurance and administration	-	7,000	7,000	100.00%
Materials and supplies	-	-	-	0.00%
Telecommunications and utilities	-	-	-	0.00%
Other Operating Expenses				
Media buys:				
Airlines	1,500,000	500,000	(1,000,000)	-66.67%
Concessionaires	125,000	50,000	(75,000)	-60.00%
Other	1,175,000	175,000	(1,000,000)	-85.11%
Sponsorships:				
Sports	400,000	400,000	-	0.00%
Business and economic partnerships	300,000	250,000	(50,000)	-16.67%
Events:				
External	600,000	100,000	(500,000)	-83.33%
Internal	120,000	20,000	(100,000)	-83.33%
Business and economic partnership memberships	865,000	340,000	(525,000)	-60.69%
Marketing software, subscriptions and tools	164,445	164,445	-	0.00%
Marketing materials and other	488,458	260,000	(228,458)	-46.77%
Training and conferences, including travel	110,555	25,000	(85,555)	-77.39%
Total other operating expenses	5,848,458	2,284,445	(3,564,013)	-60.94%
Total nonpersonnel	\$ 6,524,578	\$ 2,727,445	\$ (3,797,133)	-58.20%

ONTARIO INTERNATIONAL AIRPORT AUTHORITY
ADOPTED BUDGET FOR THE YEAR ENDING JUNE 30, 2021
COMMERCIAL DIVISION



DIGITAL

	Budget			
	Approved FY2020	FY 2021	Increase (Decrease)	
			\$	%
Materials and supplies				
Salaries, wages and overtime	\$ 302,165	\$ 249,827	\$ (52,338)	-17.32%
Employee benefits and taxes	49,920	40,593	(9,326)	-18.68%
Total personnel	352,085	290,420	(61,664)	-17.51%
Nonpersonnel				
Contractual services	376,300	888,500	512,200	136.11%
Insurance and administration	1,500	-	(1,500)	-100.00%
Materials and supplies	-	-	-	0.00%
Other operating expenses	15,000	40,800	25,800	172.00%
Total nonpersonnel	392,800	929,300	536,500	136.58%
Total operating expenses	\$ 744,885	\$ 1,219,720	\$ 474,836	63.75%

Nonpersonnel details

Contractual services				
Creative design	\$ 10,000	\$ 50,500	\$ 40,500	405.00%
Web-site support and services	120,000	395,000	275,000	229.17%
Social media advertising and events	200,000	282,400	82,400	41.20%
Digital platforms, software and subscriptions	46,300	160,600	114,300	246.87%
Total contractual services	376,300	888,500	512,200	136.11%
Insurance and administration				
Office supplies and expense	1,500	-	(1,500)	-100.00%
Total insurance and administration	1,500	-	(1,500)	-100.00%
Materials and supplies	-	-	-	0.00%
Telecommunications and utilities	-	-	-	0.00%
Other Operating Expenses				
Business and employee events	5,000	10,000	5,000	100.00%
Training and conferences, including travel	10,000	15,000	5,000	50.00%
Travel, other	-	15,000	15,000	100.00%
Dues and memberships	-	800	800	100.00%
Total other operating expenses	15,000	40,800	25,800	172.00%
Total nonpersonnel	\$ 392,800	\$ 929,300	\$ 536,500	136.58%

ONTARIO INTERNATIONAL AIRPORT AUTHORITY
 ADOPTED BUDGET FOR THE YEAR ENDING JUNE 30, 2021
 COMMERCIAL DIVISION



CUSTOMER EXPERIENCE

	Budget			
	Approved FY2020	FY 2021	Increase (Decrease)	
			\$	%
Personnel				
Salaries, wages and overtime	\$ 514,824	\$ 343,190	\$ (171,634)	-33.34%
Employee benefits and taxes	129,657	88,900	(40,757)	-31.43%
Total personnel	644,481	432,090	(212,391)	-32.96%
Nonpersonnel				
Contractual services	-	199,560	199,560	100.00%
Insurance and administration	-	6,906	6,906	100.00%
Materials and supplies	-	-	-	0.00%
Other operating expenses	80,000	39,400	(40,600)	-50.75%
Total nonpersonnel	80,000	245,866	165,866	207.33%
Total operating expenses	\$ 724,481	\$ 677,956	\$ (46,525)	-6.42%

Nonpersonnel details

Contractual services				
Traveler's aid	\$ 80,000	\$ 80,000	\$ -	0.00%
Survey tools and services	-	94,560	94,560	100.00%
Customer experience promotions	-	25,000	25,000	100.00%
Total contractual services	80,000	199,560	119,560	149.45%
Insurance and administration				
Office supplies and expense	-	6,906	6,906	100.00%
Total insurance and administration	-	6,906	6,906	100.00%
Materials and supplies	-	-	-	0.00%
Telecommunications and utilities	-	-	-	0.00%
Other Operating Expenses				
ACI customer experience accreditation	-	20,000	20,000	100.00%
Training and conferences, including travel	-	3,000	3,000	100.00%
Travel, other	-	10,000	10,000	100.00%
Promotional items	-	6,000	6,000	100.00%
Dues and memberships	-	400	400	100.00%
Total other operating expenses	-	39,400	39,400	100.00%
Total nonpersonnel	\$ 80,000	\$ 245,866	\$ 165,866	207.33%

ONTARIO INTERNATIONAL AIRPORT AUTHORITY
ADOPTED BUDGET FOR THE YEAR ENDING JUNE 30, 2021
COMMERCIAL DIVISION



FILM SERVICES

	Budget			
	Approved FY2020	FY 2021	Increase (Decrease)	
			\$	%
Personnel				
Salaries, wages and overtime	\$ 95,343	\$ -	\$ (95,343)	-100.00%
Employee benefits and taxes	15,594	-	(15,594)	-100.00%
Total personnel	110,937	-	(110,937)	-100.00%
Nonpersonnel				
Contractual services	60,000	89,000	29,000	48.33%
Insurance and administration	-	-	-	0.00%
Materials and supplies	-	-	-	0.00%
Other operating expenses	-	-	-	0.00%
Total nonpersonnel	60,000	89,000	29,000	48.33%
Total operating expenses	\$ 170,937	\$ 89,000	\$ (81,937)	-47.93%

Nonpersonnel details

Contractual services				
Security staffing and services	\$ 60,000	\$ 39,000	\$ (21,000)	-35.00%
Public safety, police and fire protection	-	-	-	0.00%
Production coordination	-	50,000	50,000	100.00%
Film production services	-	-	-	0.00%
Total contractual services	60,000	89,000	29,000	48.33%
Insurance and administration				
Office supplies and expense	-	-	-	0.00%
Total insurance and administration	-	-	-	0.00%
Materials and supplies				
Equipment	-	-	-	0.00%
Total materials and supplies	-	-	-	0.00%
Telecommunications and utilities				
-	-	-	-	0.00%
Other Operating Expenses				
Promotional items	-	-	-	0.00%
Set repairs and maintenance	-	-	-	0.00%
Dues and memberships	-	-	-	0.00%
Total other operating expenses	-	-	-	0.00%
Total nonpersonnel	\$ 60,000	\$ 89,000	\$ 29,000	48.33%

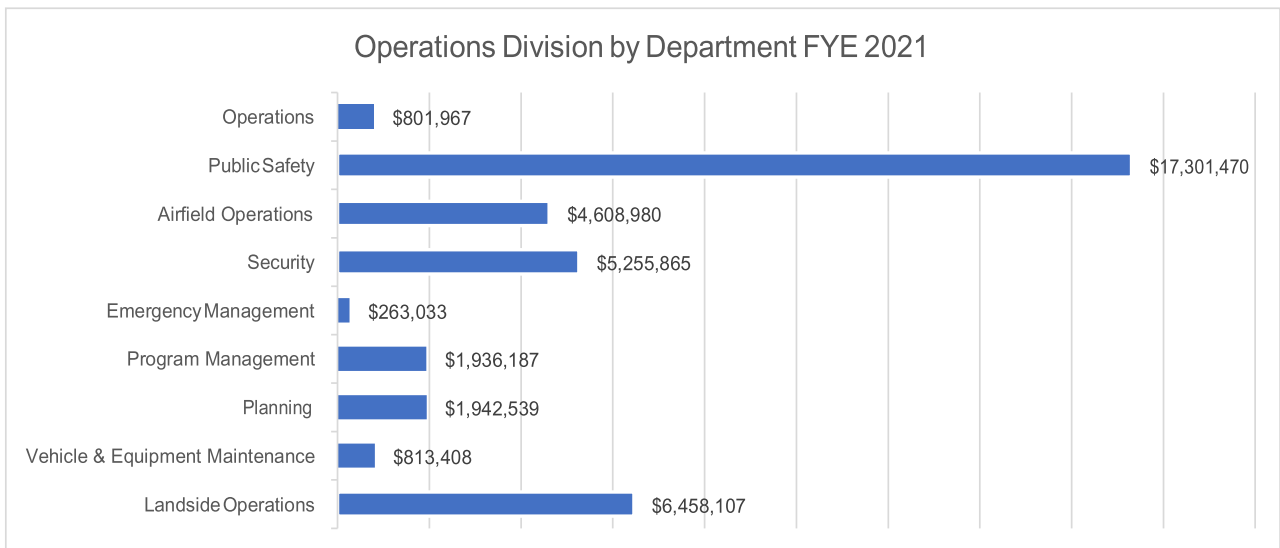


OPERATIONS DIVISION
ADOPTED BUDGET
For the Year Ending June 30, 2021

**ONTARIO INTERNATIONAL AIRPORT AUTHORITY
ADOPTED BUDGET FOR THE YEAR ENDING JUNE 30, 2021
OPERATIONS DIVISION**



	Budget			
	Approved FY2020	FY 2021	Increase (Decrease)	
			\$	%
Personnel				
Salaries, wages and overtime	\$ 2,007,144	\$ 2,029,058	\$ 21,914	1.09%
Employee benefits and taxes	538,357	527,175	(11,182)	-2.08%
Total personnel	<u>2,545,501</u>	<u>2,556,233</u>	<u>10,731</u>	<u>0.42%</u>
Nonpersonnel				
Public safety	21,225,995	16,474,453	(4,751,542)	-22.39%
Contractual services	10,715,821	12,407,430	1,691,609	15.79%
Insurance and administration	-	25,100	25,100	100.00%
Materials and supplies	1,477,476	1,664,941	187,465	12.69%
Telecommunications and utilities	4,519,500	5,157,000	637,500	14.11%
Other operating expenses	1,500,000	1,096,400	(403,600)	-26.91%
Total nonpersonnel	<u>39,438,792</u>	<u>36,825,324</u>	<u>(2,613,468)</u>	<u>-6.63%</u>
Total operating expenses	\$ 41,984,294	\$ 39,381,557	\$ (2,602,737)	-6.20%



ONTARIO INTERNATIONAL AIRPORT AUTHORITY
ADOPTED BUDGET FOR THE YEAR ENDING JUNE 30, 2021
OPERATIONS DIVISION



OPERATIONS DEPARTMENT

	Budget			
	Approved FY2020	FY 2021	Increase (Decrease)	
			\$	%
Personnel				
Salaries, wages and overtime	\$ 487,705	\$ 478,430	\$ (9,275)	-1.90%
Employee benefits and taxes	110,840	133,187	22,347	20.16%
Total personnel	598,545	611,617	13,072	2.18%
Nonpersonnel				
Contractual services	221,000	150,000	(71,000)	-32.13%
Insurance and administration	-	25,100	25,100	100.00%
Materials and supplies	-	750	750	100.00%
Telecommunications and utilities	-	-	-	100.00%
Other operating expenses	-	14,500	14,500	100.00%
Total nonpersonnel	221,000	190,350	(30,650)	-13.87%
Total operating expenses	\$ 819,545	\$ 801,967	\$ (17,578)	-2.14%

Nonpersonnel details

Contractual services				
Security	\$ 85,000	\$ 60,000	\$ (25,000)	-29.41%
Management	111,000	40,000	(71,000)	-63.96%
Aviation	25,000	50,000	25,000	100.00%
Total contractual services	221,000	150,000	(71,000)	-32.13%
Insurance and administration				
Office supplies and expense	-	25,100	25,100	100.00%
Total insurance and administration	-	25,100	25,100	100.00%
Materials and supplies				
Equipment	-	750	750	100.00%
Total materials and supplies	-	750	750	100.00%
Telecommunications and utilities				
	-	-	-	0.00%
Other operating expenses				
Training and conferences, including travel	-	5,000	5,000	100.00%
Travel - other	-	4,500	4,500	100.00%
Business and employee events	-	5,000	5,000	100.00%
Total other operating expenses	-	14,500	14,500	100.00%
Total nonpersonnel	\$ 221,000	\$ 190,350	\$ (30,650)	-13.87%

ONTARIO INTERNATIONAL AIRPORT AUTHORITY
 ADOPTED BUDGET FOR THE YEAR ENDING JUNE 30, 2021
 OPERATIONS DIVISION



PUBLIC SAFETY

	Budget			
	Approved FY2020	FY 2021	Increase (Decrease)	
			\$	%
Personnel				
Salaries, wages and overtime	\$ -	\$ -	\$ -	0.00%
Employee benefits and taxes	-	-	-	0.00%
Total personnel	-	-	-	0.00%
Nonpersonnel				
Police	12,636,633	9,405,615	(3,231,018)	-25.57%
Fire	7,594,072	7,068,838	(525,234)	-6.92%
Dispatch	995,290	-	(995,290)	-100.00%
Materials and supplies	-	827,017	827,017	100.00%
Total nonpersonnel	21,225,995	17,301,470	(3,924,525)	-18.49%
Total operating expenses	\$ 21,225,995	\$ 17,301,470	\$ (3,924,525)	-18.49%

ONTARIO INTERNATIONAL AIRPORT AUTHORITY
 ADOPTED BUDGET FOR THE YEAR ENDING JUNE 30, 2021
 OPERATIONS DIVISION



AIRFIELD OPERATIONS

	Budget			
	Approved FY2020	FY 2021	Increase (Decrease)	
			\$	%
Personnel				
Salaries, wages and overtime	\$ -	\$ -	\$ -	0.00%
Employee benefits and taxes	-	-	-	0.00%
Total personnel	-	-	-	0.00%
Nonpersonnel				
Contractual services	4,567,480	4,608,980	41,500	0.91%
Insurance and administration	-	-	-	0.00%
Materials and supplies	-	-	-	0.00%
Other operating expenses	-	-	-	0.00%
Total nonpersonnel	4,567,480	4,608,980	41,500	0.91%
Total operating expenses	\$ 4,567,480	\$ 4,608,980	\$ 41,500	0.91%

Nonpersonnel Details

Contractual services				
Airfield operations and maintenance	\$ 4,223,980	\$ 4,223,980	\$ -	0.00%
Noise monitoring	193,500	160,000	(33,500)	-17.31%
Wildlife management	150,000	150,000	-	0.00%
Environmental	-	75,000	75,000	100.00%
Total contractual services	4,567,480	4,608,980	41,500	0.91%
Insurance and administration	-	-	-	0.00%
Materials and supplies	-	-	-	0.00%
Telecommunications and utilities	-	-	-	0.00%
Other operating expenses	-	-	-	0.00%
Total nonpersonnel	\$ 4,567,480	\$ 4,608,980	\$ 41,500	0.91%

**ONTARIO INTERNATIONAL AIRPORT AUTHORITY
ADOPTED BUDGET FOR THE YEAR ENDING JUNE 30, 2021
OPERATIONS DIVISION**



SECURITY

	Budget			
	Approved FY2020	FY 2021	Increase (Decrease)	
			\$	%
Personnel				
Salaries, wages and overtime	\$ 522,359	\$ 418,458	\$ (103,902)	-19.89%
Employee benefits and taxes	109,679	95,134	(14,546)	-13.26%
Total personnel	<u>632,039</u>	<u>513,591</u>	<u>(118,447)</u>	<u>-18.74%</u>
Nonpersonnel				
Contractual services	3,525,300	4,132,000	606,700	17.21%
Insurance and administration	-	-	-	0.00%
Materials and supplies	274,476	598,574	324,098	118.08%
Other operating expenses	-	11,700	11,700	100.00%
Total nonpersonnel	<u>3,799,776</u>	<u>4,742,274</u>	<u>942,498</u>	<u>24.80%</u>
Total operating expenses	<u>\$ 4,431,815</u>	<u>\$ 5,255,865</u>	<u>\$ 824,051</u>	<u>18.59%</u>

Nonpersonnel details

Contractual services				
Security staffing and services	\$ 608,300	\$ 760,000	\$ 151,700	24.94%
U.S. Customs and Border Protection	2,482,000	3,057,000	575,000	23.17%
Security systems	435,000	315,000	(120,000)	-27.59%
Total contractual services	<u>3,525,300</u>	<u>4,132,000</u>	<u>606,700</u>	<u>17.21%</u>
Insurance and administration	-	-	-	0.00%
Materials and supplies				
ACAM supplies and services	35,000	356,804	321,804	919.44%
Badging, supplies and services	239,476	241,770	2,294	0.96%
Total materials and supplies	<u>274,476</u>	<u>598,574</u>	<u>324,098</u>	<u>118.08%</u>
Telecommunications and utilities	-	-	-	0.00%
Other operating expenses				
Training and conferences, including travel	-	9,000	9,000	100.00%
Travel - other	-	1,875	1,875	100.00%
Dues and memberships	-	825	825	100.00%
Total other operating expenses	<u>-</u>	<u>11,700</u>	<u>11,700</u>	<u>100.00%</u>
Total nonpersonnel	<u>\$ 3,799,776</u>	<u>\$ 4,742,274</u>	<u>\$ 942,498</u>	<u>24.80%</u>

ONTARIO INTERNATIONAL AIRPORT AUTHORITY
ADOPTED BUDGET FOR THE YEAR ENDING JUNE 30, 2021
OPERATIONS DIVISION



EMERGENCY MANAGEMENT

	Budget			
	Approved FY2020	FY 2021	Increase (Decrease)	
			\$	%
Personnel				
Salaries, wages and overtime	\$ 57,950	\$ 130,900	\$ 72,950	125.88%
Employee benefits and taxes	15,241	28,433	13,192	86.55%
Total personnel	73,191	159,333	86,142	117.69%
Nonpersonnel				
Contractual services	-	-	-	0.00%
Insurance and administration	-	-	-	0.00%
Materials and supplies	-	61,000	61,000	100.00%
Telecommunications and utilities	-	7,000	7,000	100.00%
Other operating expenses	-	35,700	35,700	100.00%
Total nonpersonnel	-	103,700	103,700	100.00%
Total operating expenses	\$ 73,191	\$ 263,033	\$ 189,842	259.38%
Nonpersonnel details				
Contractual services	\$ -	\$ -	\$ -	0.00%
Insurance and administration	-	-	-	0.00%
Materials and supplies				
Equipment	-	16,000	16,000	100.00%
Emergency and incident management supplies	-	45,000	45,000	100.00%
Total materials and supplies	-	61,000	61,000	100.00%
Telecommunications and utilities	-	7,000	7,000	100.00%
Other operating expenses				
Training and conferences, including travel	-	7,500	7,500	100.00%
Annual drill	-	25,000	25,000	100.00%
Business and employee events	-	2,500	2,500	100.00%
Dues and memberships	-	700	700	100.00%
Total other operating expenses	-	35,700	35,700	100.00%
Total nonpersonnel	\$ -	\$ 103,700	\$ 103,700	100.00%

ONTARIO INTERNATIONAL AIRPORT AUTHORITY
ADOPTED BUDGET FOR THE YEAR ENDING JUNE 30, 2021
OPERATIONS DIVISION



PROGRAM MANAGEMENT

	Budget			
	Approved FY2020	FY 2021	Increase (Decrease)	
			\$	%
Personnel				
Salaries, wages and overtime	\$ 317,027	\$ 370,668	\$ 53,641	16.92%
Employee benefits and taxes	101,787	120,519	18,732	18.40%
Total personnel	418,814	491,187	72,374	17.28%
Nonpersonnel				
Contractual services	1,607,041	1,435,000	(172,041)	-10.71%
Insurance and administration	-	-	-	0.00%
Materials and supplies	-	5,000	5,000	100.00%
Other operating expenses	-	5,000	5,000	100.00%
Total nonpersonnel	1,607,041	1,445,000	(162,041)	-10.08%
Total operating expenses	\$ 2,025,855	\$ 1,936,187	\$ (89,667)	-4.43%

Nonpersonnel Details

Contractual services				
Architectural and engineering	\$ 936,041	\$ 925,000	\$ (11,041)	-1.18%
Environmental	671,000	510,000	(161,000)	-23.99%
Total contractual services	1,607,041	1,435,000	(172,041)	-10.71%
Insurance and administration	-	-	-	0.00%
Materials and supplies				
Equipment and supplies	-	5,000	5,000	100.00%
Total materials and supplies	-	5,000	5,000	100.00%
Telecommunications and utilities	-	-	-	0.00%
Other operating expenses				
Training and conferences, including travel	-	5,000	5,000	100.00%
Total other operating expenses	-	5,000	5,000	100.00%
Total nonpersonnel	\$ 1,607,041	\$ 1,445,000	\$ (162,041)	-10.08%

ONTARIO INTERNATIONAL AIRPORT AUTHORITY
ADOPTED BUDGET FOR THE YEAR ENDING JUNE 30, 2021
OPERATIONS DIVISION



PLANNING

	Budget			
	Approved FY2020	FY 2021	Increase (Decrease)	
			\$	%
Personnel				
Salaries, wages and overtime	\$ 135,900	\$ 135,900	\$ -	0.00%
Employee benefits and taxes	28,860	29,689	829	2.87%
Total personnel	164,760	165,589	829	0.50%
Nonpersonnel				
Contractual services	600,000	1,766,450	1,166,450	194.41%
Insurance and administration	-	-	-	0.00%
Materials and supplies	-	-	-	0.00%
Other operating expenses	-	10,500	10,500	100.00%
Total nonpersonnel	600,000	1,776,950	1,176,950	196.16%
Total operating expenses	\$ 764,760	\$ 1,942,539	\$ 1,177,779	154.01%

Nonpersonnel details

Contractual services				
Architectural and engineering	\$ -	\$ 200,000	\$ 200,000	100.00%
Environmental	-	290,000	290,000	100.00%
Planning	600,000	1,276,450	676,450	112.74%
Total contractual services	600,000	1,766,450	1,166,450	194.41%
Insurance and administration	-	-	-	0.00%
Materials and supplies	-	-	-	0.00%
Telecommunications and utilities	-	-	-	0.00%
Other operating expenses				
Training and conferences, including travel	-	8,000	8,000	100.00%
Travel, other	-	1,500	1,500	100.00%
Dues and memberships	-	1,000	1,000	100.00%
Total other operating expenses	-	10,500	10,500	100.00%
Total nonpersonnel	\$ 600,000	\$ 1,776,950	\$ 1,176,950	196.16%

**ONTARIO INTERNATIONAL AIRPORT AUTHORITY
ADOPTED BUDGET FOR THE YEAR ENDING JUNE 30, 2021
OPERATIONS DIVISION**

VEHICLE AND EQUIPMENT MAINTENANCE

	Budget			
	Approved FY2020	FY 2021	Increase (Decrease)	
			\$	%
Personnel				
Salaries, wages and overtime	\$ 206,465	\$ 267,638	\$ 61,172	29.63%
Employee benefits and taxes	32,006	52,170	20,164	63.00%
Total personnel	238,472	319,808	81,336	34.11%
Nonpersonnel				
Contractual services	-	-	-	0.00%
Insurance and administration	-	-	-	0.00%
Materials and supplies	-	161,100	161,100	100.00%
Other operating expenses	-	332,500	332,500	100.00%
Total nonpersonnel	-	493,600	493,600	100.00%
Total operating expenses	\$ 238,472	\$ 813,408	\$ 574,936	241.09%

Nonpersonnel Details

Contractual services	\$ -	\$ -	\$ -	0.00%
Insurance and administration	-	-	-	0.00%
Materials and supplies				
Fuel - Gasoline	-	60,000	60,000	100.00%
Fuel - Diesel	-	90,000	90,000	100.00%
Compressed natural gas	-	6,000	6,000	100.00%
Other	-	5,100	5,100	100.00%
Total materials and supplies	-	161,100	161,100	100.00%
Telecommunications and utilities	-	-	-	0.00%
Other operating expenses				
Fire apparatus	-	142,000	142,000	100.00%
Other vehicles and equipment	-	167,500	167,500	100.00%
Dues and memberships	-	23,000	23,000	100.00%
Total other operating expenses	-	332,500	332,500	100.00%
Total nonpersonnel	\$ -	\$ 493,600	\$ 493,600	100.00%

ONTARIO INTERNATIONAL AIRPORT AUTHORITY
ADOPTED BUDGET FOR THE YEAR ENDING JUNE 30, 2021
OPERATIONS DIVISION



LANDSIDE OPERATIONS

	Budget			
	Approved FY2020	FY 2021	Increase (Decrease)	
			\$	%
Personnel				
Salaries, wages and overtime	\$ 253,006	\$ 227,064	\$ (25,942)	-10.25%
Employee benefits and taxes	68,889	68,043	(846)	-1.23%
Total personnel	321,895	295,107	(26,788)	-8.32%
Nonpersonnel				
Contractual services	195,000	315,000	120,000	61.54%
Insurance and administration	-	-	-	0.00%
Materials and supplies	1,203,000	11,500	(1,191,500)	-99.04%
Telecommunications and utilities	4,519,500	5,150,000	630,500	13.95%
Other operating expenses	1,500,000	686,500	(813,500)	-54.23%
Total nonpersonnel	7,417,500	6,163,000	(1,254,500)	-16.91%
Total operating expenses	\$ 7,739,395	\$ 6,458,107	\$ (1,281,288)	-16.56%

Nonpersonnel Details

Contractual services				
Custodial	\$ 195,000	\$ 175,000	\$ (20,000)	-10.26%
Landscaping	-	60,000	60,000	100.00%
Environmental	-	80,000	80,000	100.00%
Total contractual services	195,000	315,000	120,000	61.54%
Insurance and administration	-	-	-	0.00%
Materials and supplies				
Custodial	-	5,000	5,000	100.00%
Signs	-	3,500	3,500	100.00%
Other	1,203,000	3,000	(1,200,000)	-99.75%
Total materials and supplies	1,203,000	11,500	(1,191,500)	-99.04%
Telecommunications and utilities				
Electricity	3,450,000	4,000,000	550,000	15.94%
Gas	95,500	150,000	54,500	57.07%
Waste and sewage	240,000	360,000	120,000	50.00%
Water	734,000	640,000	(94,000)	-12.81%
Total telecommunications and utilities	4,519,500	5,150,000	630,500	13.95%
Other operating expenses				
Paving	1,500,000	500,000	(1,000,000)	-66.67%
Elevators and escalators	-	150,000	150,000	100.00%
Licenses and permits	-	35,000	35,000	100.00%
Travel	-	1,500	1,500	100.00%
Total other operating expenses	1,500,000	686,500	(813,500)	-54.23%
Total nonpersonnel	\$ 7,417,500	\$ 6,163,000	\$ (1,254,500)	-16.91%

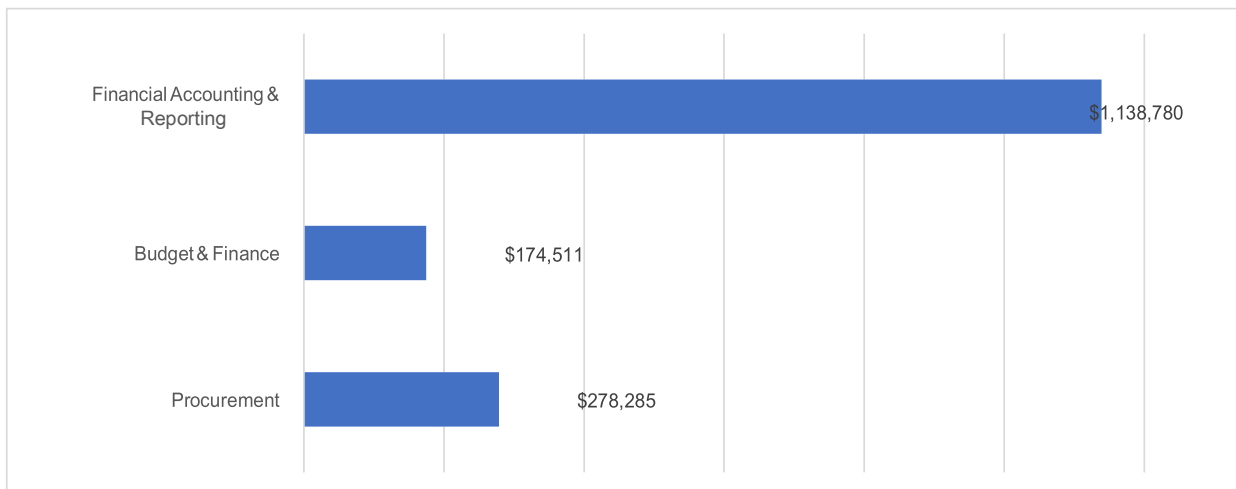


FINANCE DIVISION
ADOPTED BUDGET
For the Year Ending June 30, 2021

**ONTARIO INTERNATIONAL AIRPORT AUTHORITY
ADOPTED BUDGET FOR THE YEAR ENDING JUNE 30, 2021
FINANCE DIVISION**



	Budget			
	Approved FY2020	FY 2021	Increase (Decrease)	
			\$	%
Personnel				
Salaries, wages and overtime	\$ 1,197,958	\$ 1,009,622	\$ (188,336)	-15.72%
Employee benefits and taxes	320,112	261,754	(58,358)	-18.23%
Total personnel	1,518,070	1,271,376	(246,694)	-16.25%
Nonpersonnel				
Public safety	-	-	-	0.00%
Contractual services	200,000	224,560	24,560	12.28%
Insurance and administration	95,000	38,900	(56,100)	-59.05%
Materials and supplies	-	-	-	0.00%
Telecommunications and utilities	-	-	-	0.00%
Other operating expenses	-	56,740	56,740	100.00%
Total nonpersonnel	295,000	320,200	25,200	8.54%
Total operating expenses	\$ 1,813,070	\$ 1,591,576	\$ (221,494)	-12.22%



ONTARIO INTERNATIONAL AIRPORT AUTHORITY
ADOPTED BUDGET FOR THE YEAR ENDING JUNE 30, 2021
FINANCE DIVISION



FINANCIAL ACCOUNTING AND REPORTING

Budget

	Approved FY2020	FY 2021	Increase (Decrease)	
			\$	%
Personnel				
Salaries, wages and overtime	\$ 779,054	\$ 714,704	\$ (64,350)	-8.26%
Employee benefits and taxes	181,155	195,777	14,622	8.07%
Total personnel	960,208	910,480	(49,728)	-5.18%
Nonpersonnel				
Contractual services	155,000	174,560	19,560	12.62%
Insurance and administration	75,000	13,900	(61,100)	-81.47%
Materials and supplies	-	-	-	0.00%
Telecommunications and utilities	-	-	-	0.00%
Other operating expenses	-	39,840	39,840	100.00%
Total nonpersonnel	230,000	228,300	(1,700)	-0.74%
Total operating expenses	\$ 1,190,208	\$ 1,138,780	\$ (51,428)	-4.32%

Nonpersonnel details

Contractual services				
Audit services	\$ 80,000	\$ 107,960	\$ 27,960	34.95%
Temporary staffing	-	41,600	41,600	100.00%
Other financial advisory services	75,000	25,000	(50,000)	-66.67%
Total contractual services	155,000	174,560	19,560	12.62%
Insurance and administration				
Office supplies and expense	75,000	6,400	(68,600)	-91.47%
Budget book and CAFR publication	-	7,500	7,500	100.00%
Total insurance and administration	75,000	13,900	(61,100)	-81.47%
Materials and supplies	-	-	-	0.00%
Telecommunications and utilities	-	-	-	0.00%
Other operating expenses				
Training and conferences, including travel	-	39,390	39,390	100.00%
Dues and memberships	-	450	450	100.00%
Total other operating expenses	-	39,840	39,840	100.00%
Total nonpersonnel	\$ 230,000	\$ 228,300	\$ (1,700)	-0.74%

ONTARIO INTERNATIONAL AIRPORT AUTHORITY
ADOPTED BUDGET FOR THE YEAR ENDING JUNE 30, 2021
FINANCE DIVISION



BUDGET AND FINANCE

	Budget			
	Approved FY2020	FY 2021	Increase (Decrease)	
			\$	%
Personnel				
Salaries, wages and overtime	\$ 71,174	\$ 92,256	\$ 21,082	29.62%
Employee benefits and taxes	19,064	22,255	3,191	16.74%
Total personnel	90,238	114,511	24,273	26.90%
Nonpersonnel				
Contractual services	40,000	40,000	-	0.00%
Insurance and administration	20,000	20,000	-	0.00%
Materials and supplies	-	-	-	0.00%
Telecommunications and utilities	-	-	-	0.00%
Other operating expenses	-	-	-	0.00%
Total nonpersonnel	60,000	60,000	-	0.00%
Total operating expenses	\$ 150,238	\$ 174,511	\$ 24,273	16.16%

Nonpersonnel details

Contractual services				
Rating agency fees	\$ 40,000	\$ 40,000	\$ -	0.00%
Total contractual services	40,000	40,000	-	0.00%
Insurance and administration				
Bank fees	20,000	20,000	-	0.00%
Total insurance and administration	20,000	20,000	-	0.00%
Materials and supplies	-	-	-	0.00%
Telecommunications and utilities	-	-	-	0.00%
Other operating expenses	-	-	-	0.00%
Total nonpersonnel	\$ 60,000	\$ 60,000	\$ -	0.00%

ONTARIO INTERNATIONAL AIRPORT AUTHORITY
 ADOPTED BUDGET FOR THE YEAR ENDING JUNE 30, 2021
 FINANCE DIVISION



PROCUREMENT

	Budget			
	Approved FY2020	FY 2021	Increase (Decrease)	
			\$	%
Personnel				
Salaries, wages and overtime	\$ 202,597	\$ 202,662	\$ 65	0.03%
Employee benefits and taxes	43,047	43,722	676	1.57%
Total personnel	245,644	246,385	741	0.30%
Nonpersonnel				
Contractual services	5,000	10,000	5,000	100.00%
Insurance and administration	-	5,000	5,000	100.00%
Materials and supplies	-	-	-	100.00%
Telecommunications and utilities	-	-	-	100.00%
Other operating expenses	-	16,900	16,900	100.00%
Total nonpersonnel	5,000	31,900	26,900	538.00%
Total operating expenses	\$ 250,644	\$ 278,285	\$ 27,641	11.03%

Nonpersonnel details

Contractual services				
Software subscriptions	\$ 5,000	\$ 10,000	\$ 5,000	100.00%
Total contractual services	5,000	10,000	5,000	100.00%
Insurance and administration				
Office Supplies and expense	-	5,000	10,000	100.00%
Total insurance and administration	-	5,000	5,000	100.00%
Materials and supplies	-	-	-	0.00%
Telecommunications and utilities	-	-	-	0.00%
Other operating expenses				
Legal advertising	-	10,000	10,000	100.00%
Training and conferences	-	6,900	6,900	100.00%
Total other operating expenses	-	16,900	16,900	100.00%
Total nonpersonnel	\$ 5,000	\$ 31,900	\$ 26,900	538.00%